

Ohio Athletic Conference



2005-06

Abstract

Media Manual

Ohio Athletic Conference

Table of Contents

Table of Contents	IFC
Media Guide Credits	IFC
Ohio Athletic Conference	IFC
OAC Basketball Directory	1
2005-06 Team Capsules	2-4
2005-06 Team Previews	4-6
2004-05 Academic and All-OAC Teams ..	7
2004-05 Players-of-the-Week	7
2004-05 Standings/Team Statistics	8-9
2004-05 Individual Statistics	10-11
Coaching Records	12
All-time OAC Champions	13
Active Career Scoring Leaders	14
Individual Year-to-Year Leaders	
Scoring	14
Field-Goal Percentage	15
Free-Throw Percentage	15
Rebounds	16
Assists	16
Three-Point Percentage	16
Three-Point/Game	16
Team Year-to-Year Leaders	
Offensive	17
Defensive	17
Rebounds	18
Field-Goal Percentage	18
Free-Throw Percentage	18
Career Scoring Leaders	19
Career Rebounding Leaders	19
Career Misc. Records	19
Single-Game Individual Records	20
Single-Game Team Records	20
Miscellaneous Records	20
Single-Season Individual Records	21
Single-Season Team Records	21
NCAA Tournament Dates	21
OAC Tournament Information	22-25
NCAA Tournament Information	26-27
Mike Gregory Award Winners	28
Clyde Lamb Award Winners	28
OAC Coaches-of-the-Year	28
All-America Selections	29
Academic All-America Selections	29
All-Time Academic All-OAC Selections ..	29
All-Time All-OAC Selections	30
2004-05 NCAA Stat Leaders	30
All-Time OAC Standings	31-42
OAC on the Internet	42
OAC Notes Page/2004 OAC Trny. Dates	42
Composite School Records	IBC
Winning Streaks	IBC
2006 OAC Tournament Bracket	BC
OAC Tournament Champions	BC

2005-06 OAC Basketball Media Manual

Editor: Julie Work

Thanks to the sports information directors of the Conference schools for providing previews and other information.

honors for our coaches. Otterbein's Chris Swanson became a National Champion in the pole vault at the 2005 NCAA Indoor Track and Field Championships, while Wilmington's Doreen Nagawa captured the National Title in the Triple Jump at the 2005 NCAA Outdoor Track and Field Championships.

The Ohio Athletic Conference, the third oldest conference in college athletics, is predated only by the Michigan Intercollegiate Athletic Association (1888) and the Big Ten (1895). The Conference is older than the World Series and even the NCAA itself and has survived two world wars, the Great Depression, the Korean War and the Vietnam Conflict. From a modest beginning of six charter members in 1902, the OAC grew to as many as 24 members in the mid-1920s.

Through the years a total of 31 colleges and universities at one time or another have been members of the OAC. Currently the Conference consists of 10 members, including Baldwin-Wallace College, Capital University, Heidelberg College, John Carroll University, Marietta College, Mount Union College, Muskingum College, Ohio Northern University, Otterbein College and Wilmington College. Wilmington became the 31st OAC member school, on July 1, 2000.

In the OAC's first year of existence, 1902, the first Conference champion was crowned — Case Tech won the football title with a 5-0-0 record. Outdoor track was added a year later and a third sport, cross country, became a Conference sport in 1914. More sports were steadily added to the OAC's repertoire throughout the years, culminating in the addition of women's sports in 1984. The Conference currently sponsors championships in 21 sports, 11 men's and 10 women's.

The enrollments at the 10 OAC institutions range from 1,200 to 4,500. All of the schools were founded in the 19th century and have long and outstanding academic reputations.

While maintaining these high academic standards, Ohio Athletic Conference athletic teams and athletes have consistently enjoyed a great deal of success on a regional and national level. The athletic competition is viewed not as an end in itself, but as an extension of the educational programs.

During the 2004-05 sports season, seven OAC schools finished in the National Collegiate Athletic Association (NCAA) "Sweet 16" of their respective sports. During the fall, Mount Union football finished in the Final Four, while the Wilmington men's soccer team ended its season in the "Sweet 16". The winter season brought the OAC a pair of "Sweet 16" appearances, the John Carroll men's basketball team and the Otterbein men's track and field squad. Otterbein paved the way in the spring sports season with a pair of "Sweet 16" stops in baseball and men's golf, and the Muskingum softball team ended its year in the "Elite Eight" for the third straight season.

Individually, the Conference was represented by 58 All-Americans, including a pair of National Champions in track and field. A total of 40 men and 18 women were named All-Americans throughout the 2004-05 year. Academically, the OAC boasted 17 CoSIDA *ESPN The Magazine* Academic All-Americans, along with a bevy of regional and national

OAC Quick Facts

Mailing Address:

P.O. Box 400
Twinsburg, Ohio 44087

Street Address:

8984 Darrow Road, Suite 2B
Twinsburg, Ohio 44087

Phone: (330)963-0444

FAX: (330)963-0459

Hotline: (330)487-5243

General E-mail: oac@oac.org

Web Site: www.oac.org

Administrative Staff

Commissioner: Timothy W. Gleason

Cell Phone: (216) 310-1581

E-mail: twg@oac.org

Information Director: Julie Work

Cell Phone: (440) 725-6033

E-mail: jwork@oac.org

Coordinator of Men's Officials: Tom Toohig

Pager: (440) 979-4171

Home Phone: (440) 716-1932

Fax: (216) 502-1027

Secretary: Cindy VanStavern

E-mail: cvanstavern@oac.org

2005-06 OAC Officers:

President: Roger Welsh, Capital

Vice President: Andy Welki, John Carroll

Immediate President: Bob Chase, Marietta

OAC

2005-06 Men's Basketball Directory

Baldwin-Wallace College

Berea, Ohio 44017

Steve Bankson, Director of Men's Athletics
Steve Bankson, Head Basketball Coach
Kevin Ruple, Sports Information Director

Athletics Fax: 440/826-2192

Office	Home
(440) 826-2039	(440) 365-8284
(440) 826-2327	(440) 243-3318

SID Fax: 826-2329

E-Mail
sbankson@bw.edu

kruple@bw.edu

Capital University

Columbus, Ohio 43209

Roger Welsh, Director of Athletics
Damon Goodwin, Head Basketball Coach
Leonard Reich, Sports Information Director

Athletics Fax: 614-236-6178

Office	Home
(614) 236-6528	(614) 475-0844
(614) 236-6913	(614) 876-7828
(614) 236-6174	(614) 868-5066

SID Fax: 236-6178

E-Mail
rwelsh@capital.edu
dgoodwin@capital.edu
lreich@capital.edu

Heidelberg College

Tiffin, Ohio 44883

Jerry McDonald, Director of Athletics
Duane Sheldon, Head Basketball Coach
Aaron Chimenti, Sports Information Director

Athletics Fax: 419-448-2025

Office	Home
(419) 448-2019	(419) 448-1361
(419) 448-2006	(419) 448-5507
(419) 448-2140	(814) 450-4503

SID Fax: 448-2034

E-Mail
jmcdonal@heidelberg.edu
dsheldon@heidelberg.edu
achiment@heidelberg.edu

John Carroll University

University Heights, Ohio 44118

Laurie Massa, Director of Athletics
Mike Moran, Head Basketball Coach
Chris Wenzler, Sports Information Director

Athletics Fax: 216-397-3043

Office	Home
(216) 397-1525	
(216) 397-4505	(440) 338-8092
(216) 397-4676	(216) 691-3759

SID Fax: 397-3043

E-Mail
lmassa@jcu.edu
mmoran@jcu.edu
cwenzler@jcu.edu

Marietta College

Marietta, Ohio 45750

Debbie Lazorik, Director of Athletics
Doug Foote, Head Basketball Coach
Dan May, Sports Information Director

Athletics Fax: 740-376-4674

Office	Home
(740) 376-4667	(740) 896-2526
(740) 376-4612	(740) 374-7207
(740) 376-4891	(740) 374-4798

SID Fax: 376-4674

E-Mail
lazorikd@marietta.edu
footed@marietta.edu
mayd@marietta.edu

Mount Union College

Alliance, Ohio 44601

Larry Kehres, Director of Athletics
Lee Hood, Head Basketball Coach
Michael De Matteis, Sports Information Director

Athletics Fax: 330-823-2399

Office	Home
(330) 823-4880	(330) 821-8111
(330) 823-4771	(330) 821-9344
(330) 823-6093	(330) 477-5386

SID Fax: 823-0425

E-Mail
kehreslt@muc.edu
hoodln@muc.edu
demattmm@muc.edu

Muskingum College

New Concord, Ohio 43762

Larry Shank, Director of Athletics
Geno Ford, Head Basketball Coach
Tom Caudill, Sports Information Director

Athletics Fax: 740-826-8300

Office	Home
(740) 826-8325	
(740) 826-8423	
(740) 826-8022	(740) 826-7072

SID Fax: 826-8026

E-Mail
lshank@muskingum.edu
gford@muskingum.edu
tcaudill@muskingum.edu

Ohio Northern University

Ada, Ohio 45810

Tom Simmons, Director of Athletics
Jeff Coleman, Head Basketball Coach
Tim Glon, Sports Information Director

Athletics Fax: 419-772-2470

Office	Home
(419) 772-2450	(419) 634-2696
(419) 772-1497	
(419) 772-2046	(419) 221-0869

SID Fax: 772-2590

E-Mail
t-simmons@onu.edu
j-coleman@onu.edu
t-glon@onu.edu

Otterbein College

Westerville, Ohio 43081

Dick Reynolds, Director of Athletics
Dick Reynolds, Head Basketball Coach
Ed Syguda, Sports Information Director

Athletics Fax: 614-823-1966

Office	Home
(614) 823-3518	(614) 882-3520
(614) 823-1288	(614) 488-3364

SID Fax: 823-1360

E-Mail
rreynolds@otterbein.edu

esyguda@otterbein.edu

Wilmington College

Wilmington, Ohio 45177

Terry Rupert, Director of Athletics
Scott Reule, Head Basketball Coach
TBD, Sports Information Director

Athletics Fax: 937-383-8566

Phone: (937) 382-6661

Office	Home
ext. 255	(937) 383-3548
ext. 659	
ext. 347	

SID Fax: 383-8577

E-Mail
terry_rupert@wilmington.edu
scott_reule@wilmington.edu
@wilmington.edu

2005-06 OAC Team Capsules

OAC Standings according to OAC regular-season finish

▲ Baldwin-Wallace College
Head Coach: Steve Bankson
Alma Mater, Year: Graceland, 1963
Record while in the OAC/Years: 365-299/25
Letterwinners Returning/Lost: 8/3

20-9 overall, 10-8 OAC (sixth)
Assistant Coaches: Willis Brown, Don Hershey and
 Chris Kibler
Overall Records/Years: 646-416/40
Starters Returning: three

Leading Returners:

Name	Position	Year	Hometown/High School	2004-05 Key Statistics
Keith Aufmuth	W	Sr.	Cleveland/Brooklyn	9.7 ppg, 95 assists, 49 3-pt FGs
Tori Davis	P	Jr.	Elyria/Open Door	19.0 ppg, 8.6 rpg, 64 blocks
Nick Meyer	W	Jr.	Mentor	4.1 ppg
Brendan Schuler	G	So.	Fairview Park	3.7 ppg, 47 assists, 17 steals
Tyler Sekerak	PG	So.	Corry, PA/Corry Area	4.1 ppg, 38 assists, 27 steals

Top Newcomers: Charles Williams, So., P, Cleveland, Rhodes ; Dennis Santiago, W, Middleburg Hts./Midpark

▲ Capital University
Head Coach: Damon Goodwin
Alma Mater, Year: Dayton, 1986
Record while in the OAC/Years: 170-117/11
Letterwinners Returning/Lost: 10/4

16-9 overall, 12-6 OAC (tied second)
Assistant Coaches: John Ellenwood, Eric Hanna
 and Tony Joseph
Overall Records/Years: same
Starters Returning: three

Leading Returners:

Name	Position	Year	Hometown/High School	2004-05 Key Statistics
Brian Alge	Jr.	G	Springboro	5.5 ppg, 2.0 rpg
Dave Johnson	Jr.	G	Cincinnati/Roger Bacon	12.5 ppg, 3.7 apg
Jake Meisler	So.	F	Castalia/Margaretta	6.4 ppg, 4.2 rpg

Top Newcomers: Ross Niekamp, F, St. Henry ; Nate Stahl, G, St. Henry ; Miles Weaver, F, Upper Sandusky ; Ryan Wood, G, Pickerington/Central

▲ Heidelberg College
Head Coach: Duane Sheldon
Alma Mater, Year: Baldwin-Wallace, 1993
Record while in the OAC/Years: 20-58/three
Letterwinners Returning/Lost: 9/3

7-18 overall, 4-14 OAC (ninth)
Assistant Coaches: Chad Bostelman and Travis Schwab
Overall Records/Years: same
Starters Returning: four

Leading Returners:

Name	Position	Year	Hometown/High School	2004-05 Key Statistics
Matt Eberle	G	So.	Grove City/Central Crossing	2.7 ppg, 1.5 rpg, 1.6 apg
Ron Higgins	C	Jr.	Vermilion/Firelands	11.0 ppg, 5.6 rpg, 14 blocks
Andrew Lemman	G/F	So.	Port Clinton	6.9 ppg, 2.9 rpg, 1.0 apg
Brian Schmidt	C	So.	Hinckley/Brunswick	9.7 ppg, 5.1 rpg, .540 FG%
Shawn Shriver	G	So.	Wakeman/Western Reserve	10.7 ppg, 2.6 rpg, 1.3 apg
Greg Tyson	G/F	So.	Lima	8.2 ppg, 2.6 rpg, 1.9 apg

▲ John Carroll University
Head Coach: Mike Moran
Alma Mater, Year: Xavier, 1973
Record while in the OAC/Years: 239-120/13
Letterwinners Returning/Lost: 11/4

24-6 overall, 14-4 OAC (first)
Assistant Coaches: Frank O'Brien, Jason Pecjak and
 John Stavole
Overall Records/Years: same
Starters Returning: 5

Leading Returners:

Name	Position	Year	Hometown/High School	2004-05 Key Statistics
John Curran	G	So.	Bay Village St. Edward	5.5 ppg, .878 FT%
Pete Moran	PG	Jr.	Russell Twp./West Geauga	8.7 ppg, .459 FG%, 93 assists
Justin Ragor	F	Sr.	Newark	7.8 pg, 2.5 rpg, .385 3-pt FG%
Demetrius Travis	G	Sr.	Cleveland/Lincoln West	6.5 ppg, 4.5 rpg, 58 steals

2005-06 OAC Team Capsules

OAC Standings according to OAC regular-season finish

- ▲ Marietta College
Head Coach: Doug Foote
Alma Mater, Year: Morehead State, 1983
 Record while in the OAC/Years: 138-197/13
Letterwinners Returning/Lost: 11/6
- 3-22 overall, 1-17 OAC (10th)
Assistant Coaches: Jesse DuPerow and Scott Hendricks
- Overall Records/Years:* same
Starters Returning: two

Leading Returners:

Name	Position	Year	Hometown/High School	2004-05 Key Statistics
Matt Rucker	C	Jr.	Proctorville/Chesapeake	8.1 ppg, 4.0 rpg
Chad Sponseller	G	Jr.	Canton/Glen Oak	14.1 ppg, 3.2 apg, 1.3 spg
Craig Stewart	G	Jr.	Circleville	13.4 ppg, 85 3-pt FGs
Ryan Wilkinson	G	Jr.	Wilmington/Clinton Massie	2.4 ppg, 2.6 apg, 1.3 spg

Top Newcomers: Isaiah Creasap, G, Wooster/Northwestern ; Steve Luckhardt, G, Shadyside ; Colby Reese, F, Thuman/River Valley ; Matt Rumer, F, Bolivar/Tuskey Valley

- ▲ Mount Union College
Head Coach: Lee Hood
Alma Mater, Year: Ohio Northern, 1982
 Record while in the OAC/Years: 190-153/13
Letterwinners Returning/Lost: 4/6
- 14-13 overall, 9-9 OAC (seventh)
Assistant Coaches:
- Overall Records/Years:* same
Starters Returning: one

Leading Returners:

Name	Position	Year	Hometown/High School	2004-05 Key Statistics
Eric Fender	G	Jr.	Poland	4.3 ppg
Kyle Karpinski	F	Sr.	Amherst/Steele	18.4 ppg, 5.8 rpg
Josh Long	F	Jr.	Canton/East Canton	5.9 ppg, 3.9 rpg
Jason Smith	F	Jr.	Elyria/Catholic	4.2 ppg, 2.8 rpg

Top Newcomers: Tyron Marshall, Jr, G, Omaha, NE/Northwest ; Kyle Miller, G, Delaware/Hayes ; Chris Switzer, G, Stow

- ▲ Muskingum College
Head Coach: Geno Ford
Alma Mater, Year: Ohio University, 1997
 Record while in the OAC/Years: First Year
Letterwinners Returning/Lost: 5/4
- 17-10 overall, 11-7 OAC (tied fourth)
Assistant Coach: Dave Kirby
- Overall Records/Years:* same
Starters Returning: three

Leading Returners:

Name	Position	Year	Hometown/High School	2004-05 Key Statistics
Jeremy Ady	G	So.	Dover	7.1 ppg, 27 games played
Andy Glass	F/C	So.	Medina	2.1 ppg
Cole Pittis	C	Sr.	Uhrichsville/Claymont	12.9 ppg, .576 FG%
Zach Ross	G/F	Sr.	Centerburg	16.0 ppg, 73 3-pt. FGs
Jeff Smallwood	G	Jr.	Washington Court House	5.8 ppg, 26 games played

Top Newcomers: Andrew Chonko, F, Athens ; Trevor Scott, G, Loudonville ; Brandon Todd, G, Cambridge

- ▲ Ohio Northern University
Head Coach: Jeff Coleman
Alma Mater, Year: Ohio Northern, 1990
 Record while in the OAC/Years: First Year
Letterwinners Returning/Lost: 7/3
- 14-12 overall, 11-7 OAC (tied fourth)
Assistant Coaches: Dave Cox and Anthony Gholson
- Overall Records/Years:* same
Starters Returning: three

Leading Returners:

Name	Position	Year	Hometown/High School	2004-05 Key Statistics
Greg Badenhop	W	Jr.	Liberty Center	17.8 ppg, 69 3-pt FGs, .887 FT%
Jared Bostelman	G	Jr.	Kenton	5.3 ppg, team-high 59 assists
Kyle Gehle	G	So.	Versailles	7.3 ppg, 2.4 apg, .440 3-pt FG%
Ryan Lee	W	Jr.	Elida	6.2 ppg, 3.9 apg
Nate Lieb	W	Sr.	Mount Cory/Temple Christian	10.2 ppg, 50 3-pt FGs, .846 FT%

2005-06 OAC Team Capsules and Previews

OAC Standings according to OAC regular-season finish; * denotes returning starters

▲ Otterbein College
Head Coach: Dick Reynolds
Alma Mater, Year: Otterbein, 1965
 Record while in the OAC/Years: 583-316/33
Letterwinners Returning/Lost: 5/6

17-9 overall, 12-6 OAC (tied second)
Assistant Coaches: Eric Evans and Chad Reynolds

Overall Records/Years: same
Starters Returning: one

Leading Returners:

Name	Position	Year	Hometown/High School	2004-05 Key Statistics
Ross Banaszak	PG	So.	Delaware/Rutherford B. Hayes	4.4 ppg, .949 FT%, 34 assists
Kevin King	F	Sr.	Columbus/West	8.3 ppg, 6.0 rpg
Tyler Ousley	C	Sr.	Butler/Clear Fork	6.6 ppg, 4.4 rpg, 42 blocks (03-04)

▲ Wilmington College
Head Coach: Scott Reule
Alma Mater, Year: Wilmington, 2001
 Record while in the OAC /Years: first year
Letterwinners Returning/Lost: 10/2

10-16 overall, 6-12 OAC (eighth)
Assistant Coaches: Mark Berger, James Dickey,
 KC Hunt and Bill Newland

Overall Records/Years: same
Starters Returning: three

Leading Returners:

Name	Position	Year	Hometown/High School	2004-05 Key Statistics
Zach Broemann	G	So.	Brookville, IN/Franklin County	7.2 ppg, 25 steals, 46 assists
Fred Harrison	F	So.	Cleveland/East	4.4 ppg, 13 blocks, 25 steals
Josh Rohrbacher	G	Sr.	Columbus/Beechcroft	6.0 ppg, 65 assists, 28 steals
Eric Stirling	F	Sr.	Brooklyn, NY/LaSalle Academy	13.7 ppg, 6.1 rpg, 35 steals, 23 blocks

Top Newcomers: Justin Gaines, G, Cincinnati/Colerain ; Travante Leftenant, F, Columbus/Africentric ;
 Josh Walters, G, Cincinnati/Elder

Baldwin-Wallace College: The Baldwin-Wallace College men's basketball team begins a new era in 2005-2006 called Life After TD.

TD stands for Thad Davis who was the 2004-2005 Ohio Athletic Conference Mike Gregory Award winner, a four-time All-OAC selection and B-W's second all-time leading scorer and rebounder who ended his playing career last winter.

Now, before you begin feeling sorry for Bankson and the Yellow Jackets, it must be known that the cupboard in Berea is not bare. Bankson still returns plenty of weapons that should make his Yellow Jackets competitive and a challenger for the OAC title this winter.

Back to return this year's team is First Team All-OAC forward Tori Davis, Thad's younger brother, and senior Second Team All-OAC (2003-2004) guard Keith Aufmuth. Overall, Bankson returns eight of his top 11 players from a year ago.

Look for the duo to have help from veteran post players Charrod Hale and Chad Clark and sophomore Charles Williams who missed last season due to an injury. On the wing, look for Aufmuth to receive help from Nick Meyer, Dan Gundert and freshman Dennis Santiago. At the point guard position, B-W lost Harrington, an All-OAC and Academic All-OAC player, but still returns the sophomore duo of Tyler Sekerak and Brendan Schuler.

After just two seasons in Berea, Tori Davis is ready to step away from Thad Davis' shadow and create his own name in the B-W history book. As a sophomore, he averaged 19.0 points and 8.6 rebounds per game and set a school-record with 64 blocked shots. He enters his junior year just 77 points shy of 1,000 for his career. He also has 451 career rebounds

and is a 59.4 percent shooter from the floor (339-of-571) and 70.4 percent foul shooter (245-of-348).

Aufmuth returns for his third year after scoring 281 points a year ago. In three years, Aufmuth has 730 career points, 218 assists, 184 rebounds, 109 three-pointers and 79 steals.

Overall, the Yellow Jackets return a solid group of veteran players who will have to find a chemistry this year that does not include either Thad Davis or Tom Harrington. Head Coach Steve Bankson has the talent assembled to create the chemistry needed and make another run at the OAC title. In the OAC, you have to have both talent and chemistry to win.

Capital University: After posting a 16-9 record a year ago and finishing tied for second place in the Ohio Athletic Conference, Head Coach Damon Goodwin hopes to once again contend for the conference title in the 2005-06 season.

The Crusaders return three starters and 10 letterwinners from last year's team as Goodwin looks to put together his sixth straight winning season. Although there are no seniors on the roster, a number of talented young players who have plenty of game experience as underclassmen are expected to lead the Crusaders this winter.

Leading the way for the junior class are guards Dave Johnson and Brian Alge, two returning starters that will take leadership roles in to the 2005-06 season. Johnson was named Honorable Mention All-OAC in last year, while Alge was a member of the Academic All-OAC team.

Junior guard Bill Cullom will provide backcourt depth for the Crusaders and sophomore Mark Tinklenberg will see time at one of the wing positions. At the forward position, Goodwin

2005-06 OAC Team Previews

loses a two-time first team All-OAC player in Jake Beck, but a talented sophomore in returning starter Jake Meisler will lead the way in the post.

Highlighting the six newcomers for Capital in the backcourt are guards Nate Stahl and Ryan Wood, as well as talented forwards Ross Niekamp and Miles Weaver in the frontcourt. Goodwin expects these players to log considerable playing time during the 2005-06 season.

Heidelberg College: For the first time in Coach Sheldon's tenure, Heidelberg's starting five and key backups will have OAC experience to go along with talent.

"This is the first year we won't have a number of freshmen playing key roles for us," said Sheldon. "Everyone has gotten stronger and better."

Ron Higgins and Brian Schmidt will make the post position a top strength in 2005-06. Higgins, at 6-9, averaged 11.0 ppg and earned a spot on the All-OAC Team in 2005. Schmidt also averaged double figures as a freshman.

Sophomore wing and All-American long jumper Greg Tyson brings great athletic ability and will contribute in nearly every aspect of the game. Sophomore guard Shawn Shriver started in 24 games last season and brings quickness and the ability to sink three-pointers. Sophomore wing Andrew Lemmon is a threat from behind the arc and at 6-5, will also see action in the post. Sophomore Matt Eberle earned the role of starting point guard midway through last season and was the team's best defender. Scott Morrison, the lone senior, brings leadership and savvy play to the floor. Sophomore guard Mitchell Goldschmidt, a transfer from Wright State, joined the team midway through last season but established himself as one of the top shooters.

Eight freshmen join the 2005-06 squad providing depth at every position.

"We have a lot of guys that can play from the 2-4 spots," said Sheldon. "We definitely have the weapons offensively but we need to become a great defensive team to be among the top teams in this conference."

John Carroll University: John Carroll Head Coach Mike Moran describes his team's platoon substitution system as "an efficient automobile that uses a lot less gas."

Returning five players who started 14 games or more in the 2004-2005 campaign, Moran is confident in his team's unity and potential.

"From a standpoint of production per minute, our guys are some of the top in the OAC. Because of our system, we usually multiple everyone's statistics by two to get a feel for a full game."

Junior point guard Pete Moran (8.7 P/g, 2.5 RPG, .459 FG%) returns as John Carroll's floor general. Moran saw significant action as a platoon point guard last season alongside graduates Mike Grogan and Pete Koch. Senior Justin Ragor (7.8 P/g, 2.5 RPG, .385 3PT%) is back as a threat from beyond the arc as well as on the dribble.

After sitting out last year, Jon Franks, a player Mike Moran describes as "Charlie Hustle," is back for his final year of eligibility. Sophomore John Curran (5.5 P/g, .878FT%) and junior Chris Day will add to an already experienced line-up at the guard position.

Seniors Kyle Roggenburk (3.1 P/g, 3.3 RPG) and Rory O'Neil will man the boards inside for Moran this season, with the help of senior guard Demetrius Travis (6.5 P/g, 4.3 RPG, .533 FG%)

"The toughest thing about playing in the OAC is the mental aspect," Moran said. "We have a target on our back because of the success we've had. It's just a matter of playing at our peak level all year."

Marietta College: The 2005-06 season marks the 14th year that Doug Foote will be seated in the head chair on the Pioneers' bench. Coach Foote is as excited as ever about his team, as Marietta begins its second year running the high-tempo and fan-friendly Fun & Gun offense.

Coach Foote has mimicked his offense to the one made famous by David Arseneault, the head coach at Grinnell (IA) College. Arseneault's offense emphasizes shooting the ball every 12 seconds and incorporating a hockey-like substitution pattern. The result is high-scoring affairs in which fans around the Ohio Athletic Conference will continue to find tremendously exciting.

The Pioneers, who took major strides throughout the year as they grew more comfortable with the new system, return 11 of their 17 letterwinners, including a multitude of long-distance sharpshooters.

Junior guards Craig Stewart and Chad Sponseller were two of Marietta's featured three-point guns a year ago and will be looked to for consistent scoring again in 2005-06. In 2004-05, Stewart shattered the school's individual record for three-point field goals made (85) and attempted (250) in a season. He finished the year averaging 13.4 points per game. Sponseller, meanwhile, averaged 14.1 points, 3.2 assists and 1.3 steals per game.

Coach Foote will also look for more offense from junior center Matt Rucker (8.1 ppg., 4.0 rpg.) and junior guard Ryan Wilkinson (2.4 ppg., 2.6 apg.). When those four players are combined with a core of experienced sophomores and a host of talented freshmen, the Pioneers should once again put an assault on the record books this winter.

Mount Union College: Mount Union College's 2005-06 men's basketball team is expected to return four letterwinners from last year's team that finished seventh in the Ohio Athletic Conference in the regular season and fourth in Conference tournament.

The Purple Raiders will be led by senior post Kyle Karpinski, who started all 27 games while earning First-Team All-OAC honors in 2004-05. Karpinski led the Raiders in scoring (18.9 ppg), finished second in rebounding (5.8 rpg) and shot .565 from the field. He enters his senior season needing 101 points to join the College's 1,000 point club.

Mount Union also returns junior post Jason Smith, junior forward Eric Fender and junior post Josh Long.

Smith (4.2 ppg/2.8 rpg), who played in 21 of the team's 27 games, provided the Raiders with excellent depth off the bench last season before an injury took him out of the frontcourt rotation. Fender (4.3 ppg) played in 12 games last season prior to sustaining a foot injury that sidelined him for the rest of the 2004-05 campaign. Long (5.9 ppg/3.9 rpg) worked his way into the frontcourt rotation last season and appeared in 19 of the team's 27 games in total.

According to Head Coach Lee Hood, the Purple Raiders will have somewhat of a different look in 2005-06.

"We graduated a number of players who saw a great deal of floor time the past several years," said Hood. "That will open up opportunities for some of our younger players. This should be a versatile group that will hopefully bring a lot of energy to the floor and allow us to pressure more – whether it be the half or full-court. Offensively, we hope to be more diversified as well."

2005-06 OAC Team Previews

We need to be able to deliver in the post, knock down perimeter jumpers and improve on scoring off the dribble."

Muskingum College: Under the direction of first-year Head Coach Geno Ford, the Muskingum College men's basketball team has the talent and depth to make a run at an Ohio Athletic Conference championship.

Leading the way for the Muskies will be senior guard/forward Zach Ross and senior forward/center Cole Pittis. Ross enters his final campaign with 943 career points through 78 games. He led the team in scoring (16.0 ppg), three-pointers (73) and field goals made last season en route to being named All-OAC and All-Great Lakes Region.

Pittis shot .576 from the field and was second in scoring (12.9 ppg), rebounds (4.7 rpg) and assists (2.7 apg) on the team that reached the OAC Tournament Final Four. Pittis has played in 60 career contests and was named All-OAC last year.

Joining the senior duo will be junior guard Jeff Smallwood and sophomores Jeremy Ady and Andy Glass. Smallwood saw action in 26 games and averaged 5.8 points-per-game and shot 82 percent from the free throw line, while Ady played in every game and averaged 7.1 points-per-game and 2.4 rebounds-per-game in addition to running the Muskie offense. Glass provided depth off the bench and tallied 2.1 ppg.

Adding to the depth of the talented squad will be newcomer guard Brandon Todd and Trevor Scott and forward Andrew Chonko.

Ohio Northern University: The Jeff Coleman era of Ohio Northern men's basketball is underway.

Coleman takes over a solid program that has won a national title, been to two Final Fours, reached the NCAA Tournament seven times and won four Ohio Athletic Conference titles in the past 13 years under previous head coach Joe Campoli.

Coleman, who was an assistant under Campoli the past 13 years, becomes only the fifth head coach at ONU since 1950 and hopes to continue the success of the Polar Bear basketball program.

"Nothing much will change," Coleman said. "We will still play man-to-man defense and get after people. Our philosophies and the way we do things will remain the same. We've had some great coaches and great players in the program and hope to continue the great tradition."

Coleman welcomes back seven lettermen and three starters from last year's squad that went 14-12 and finished fourth in the OAC with an 11-7 mark.

Senior wing Nate Lieb and junior wing Greg Badenhop lead the list of returners.

Lieb led the Bears in three-point shooting (.455) and was second in scoring (10.2 ppg) and free throw shooting (.846), while also grabbing 3.2 rebounds per game.

Badenhop was a First Team All-OAC honoree last year, leading the team in scoring (17.8 ppg), three-pointers (69), steals (44) and free throw shooting (.887).

Junior Jared Bostelman returns after starting 24 games at the point guard slot, where he led the team with 59 assists a year ago. Junior wings Ryan Lee (6.2 ppg) and Bart Hostetler (3.3 ppg, 4.3 rpg) also return. The duo started 12 games each last year and brings a great deal of experience to the squad.

Sophomore Kyle Gehle scored at a 7.3 ppg clip off the bench last year and can play the point or small wing positions. Senior B.J. Theisen also has starting experience at the point and will provide depth there.

Newcomers abound inside for ONU.

Senior Sean Kobilis, junior Mark Hunter and freshmen Jake Cannan, Loudan Hammersmith and Brennan Hall will all battle for playing time inside.

"How quickly we come along inside will likely determine how much success we have," Coleman said. "We are talented and experienced on the perimeter. We have talent inside, it's just a matter of how long it takes those guys to jell."

Otterbein College: Otterbein head coach Dick Reynolds has taken a "wait and see" approach to the 2005-06 campaign as graduation took its toll on the Cardinal men's basketball program.

Five key experienced players—including three starters—graduated from last season's 17-9 team, leaving behind a squad of returning players, who are somewhat unproven and inexperienced, according to Reynolds, who enters his 34th season as the OAC's all-time leader in wins with 583.

Senior forward Kevin King is the lone returning starter from a year ago since All-OAC honorable mention shooting guard DeQuan Owens, a junior, will miss the season due to injury. Otterbein should, however, have the services of senior post Tyler Ousley, who missed last season because of injury.

King, who started 19 of 25 games, averaged 8.3 points and 6.0 rebounds last year.

"Kevin has outstanding skills," Reynolds said. "He can play inside or out. His maturity should help with leadership for the young players."

Ousley, who started 25 games as a sophomore, averaged 6.6 points, 4.4 rebounds and 1.6 blocked shots in 2003-04.

"If healthy," Reynolds said, "He should be a very good Division III post player. Tyler is quick, runs well, jumps well and is aggressive."

Sophomore point guard Ross Banaszak, junior center Greg Cooper, and sophomore guard Eric Murphy round out the list of five returning lettermen.

Banaszak was named the squad's "most outstanding freshman" while Cooper earned the "most improved player" award last season.

"After seeing considerable action last year, Ross should be ready to take the point guard and leadership role," Reynolds said. "He is strong, aggressive and should add stability to our team."

Wilmington College: The Wilmington College men's basketball program ushers into a new era again this year. Scott Reule will be prowling the sidelines as the new men's new head coach. Reule is quite familiar with Wilmington College as he was an assistant coach for the women's basketball team for the past four years.

Reule will look for three returning starters to be the catalyst for this year's team. Seniors Eric Stirling averaged 13.7 points per game, tallied 35 steals and blocked 23 shots, and Josh Rohrbacher dished out a team-high 65 assists and had 28 steals.

Sophomore Zach Broemann shot 35.8% from behind the arc last season and averaged 7.2 points per game. Broemann also dished out 43 assists a year ago. Sophomore Fred Harrison played in all 26 games last season and had 13 blocks and 25 steals.

The freshmen class, led by Justin Gaines, Travante Leftenant and Josh Walters are going to bring a new level of excitement to Hermann Court.

2004-05 All-OAC & Academic Teams; Players-of-the-Week

All-OAC Basketball Team

First Team			
Name, School	Pos.	Yr.	Hometown/High School
Jake Beck, Capital *%	F	Sr.	Maumee/Toledo St. John's
Thad Davis, Baldwin-Wallace *%	F	Sr.	Elyria/Open Door Christian
Tori Davis, Baldwin-Wallace !	F	So.	Elyria/Open Door Christian
Kyle Karpinski, Mount Union	F	Jr.	Amherst
Brandon Mimes, John Carroll @	F	So.	Euclid
Second Team			
Greg Badenhop, Ohio Northern	G	So.	Liberty Center
Scott Hadley, Otterbein @%	F	Sr.	Lewis Center/Worthington Christian
Matt Hines, Marietta @~^	F	Sr.	Waverly/Eastern Pike
Pete Moran, John Carroll	G	So.	Russell Twp./West Geauga
Zach Ross, Muskingum @	G	Jr.	Centerburg
Honorable Mention			
Tony Borghese, Otterbein *~^	G	Sr.	Columbus/DeSales
Chris Blakely, Mount Union @	F	Sr.	Columbus/East
Matt Dansby, Muskingum	G	Sr.	Newcomerstown
David Guy, Wilmington	G	Sr.	Webb City, MO
Tom Harrington, Baldwin-Wallace	PG	Sr.	North Royalton/Holy Name
Ron Higgins, Heidelberg	P	So.	Vermilion/Firelands
David Johnson, Capital	PG	So.	Cincinnati/Roger Bacon
David Kalb, Capital	G	Sr.	Bucyrus/Wynford
DeQuan Owens, Otterbein	G	So.	Columbus/Beechcroft
Cole Pittis, Muskingum @	C	Jr.	Uhrichsville/Claymont
Deon Short, Wilmington @	F	Sr.	Cincinnati/Mt. Healthy

Key:

*2004 First Team...!2004 Second Team...@2004 Honorable Mention
 %2003 Second Team...~2003 Honorable Mention...^2002 Honorable Mention

Players-of-the-Week

November 15-22 Jake Beck, Capital
November 22-29 Thad Davis, Baldwin-Wallace
November 29-December 6 Brandon Mimes, John Carroll
December 6-13 Jake Beck, Capital
December 13-20 Mark Church, Otterbein Thad Davis, Baldwin-Wallace
December 20-January 2 Thad Davis, Baldwin-Wallace
January 2-9 Tori Davis, Baldwin-Wallace
January 9-16 Thad Davis, Baldwin-Wallace Kyle Karpinski, Mount Union
January 16-23 David Johnson, Capital Brandon Mimes, John Carroll
January 23-30 Greg Badenhop, Ohio Northern
January 30-February 6 Cole Pittis, Muskingum
February 6-13 Zach Ross, Muskingum
February 13-20 Brandon Mimes, John Carroll

ACADEMIC All-OAC

Name, School	Yr.	Pos.	GPA	Major (s)	Hometown/High School
Brian Alge, Capital	So.	G	3.60	history education	Springborog
Matt Dansby, Muskingum	Sr.	G	3.60	early childhood education	Newcomerstown
Brad Gerard, Mount Union *	Sr.	G	3.46	business	Mentor
Scott Hadley, Otterbein #*	Sr.	F	3.57	middle childhood education	Lewis Center/Worthington Christian
Tom Harrington, Baldwin-Wallace #%	Sr.	PG	3.52	HPE/coaching	North Royalton/Holy Name

ACADEMIC All-OAC HONORABLE MENTION

Jason Collier, Marietta	Sr.	F	3.73	accounting	Parma/Normandy
Neil Hohman, Otterbein	Sr.	F	3.29	middle childhood education	Bascom/Hopewell Loudon
Phil Hoying, Ohio Northern	Sr.	F	3.29	technology	Minster/Anna
Justin Ragor, John Carroll	Jr.	G	3.41	history & education	Newark

KEY: # Unanimous Selection *2004 Academic All-OAC %2004 Academic All-OAC Honorable Mention

2004-05 OAC Standings & Team Statistics

	OAC Games					All Games				
	W	L	Pct.	PF	PA	W	L	Pct.	PF	PA
John Carroll *	14	4	.778	82.9	75.8	24	6	.800	82.3	73.4
Otterbein	12	6	.667	82.4	77.0	17	9	.654	81.0	74.5
Capital	12	6	.667	77.2	71.6	16	9	.640	74.6	71.5
Muskingum	11	7	.611	69.4	67.4	17	10	.630	70.6	65.4
Ohio Northern	11	7	.611	78.2	71.9	14	12	.538	74.8	71.8
Baldwin-Wallace ^	10	8	.556	80.9	75.7	20	9	.690	80.8	73.6
Mount Union	9	9	.500	71.9	71.8	14	13	.519	71.1	71.3
Wilmington	6	12	.333	68.9	75.6	10	16	.385	69.3	73.8
Heidelberg	4	14	.222	76.8	87.0	7	18	.280	77.2	85.7
Marietta	1	17	.056	97.6	112.6	3	22	.120	98.4	112.8

*Denotes OAC Regular-Season Champions . ^ Denotes OAC Tournament Champions

OAC Team Statistics

SCORING OFFENSE

## Team	G	W-L	Pts	Avg/G
1. Marietta.....	25	3-22	2461	98.4
2. John Carroll.....	30	24-6	2468	82.3
3. Otterbein.....	26	17-9	2105	81.0
4. Baldwin-Wallace.....	29	20-9	2343	80.8
5. Heidelberg.....	25	7-18	1929	77.2
6. Ohio Northern.....	26	14-12	1946	74.8
7. Capital.....	25	16-9	1865	74.6
8. Mount Union.....	27	14-13	1919	71.1
9. Muskingum.....	27	17-10	1906	70.6
10. Wilmington.....	26	10-16	1801	69.3

SCORING DEFENSE

## Team	G	Pts	Avg/G
1. Muskingum.....	27	1765	65.4
2. Mount Union.....	27	1925	71.3
3. Capital.....	25	1787	71.5
4. Ohio Northern.....	26	1866	71.8
5. John Carroll.....	30	2202	73.4
6. Baldwin-Wallace.....	29	2134	73.6
7. Wilmington.....	26	1919	73.8
8. Otterbein.....	26	1937	74.5
9. Heidelberg.....	25	2142	85.7
10. Marietta.....	25	2821	112.8

SCORING MARGIN

## Team	G	OFF	DEF	Margin
1. John Carroll.....	30	82.3	73.4	+8.9
2. Baldwin-Wallace.....	29	80.8	73.6	+7.2
3. Otterbein.....	26	81.0	74.5	+6.5
4. Muskingum.....	27	70.6	65.4	+5.2
5. Capital.....	25	74.6	71.5	+3.1
6. Ohio Northern.....	26	74.8	71.8	+3.0
7. Mount Union.....	27	71.1	71.3	-0.2
8. Wilmington.....	26	69.3	73.8	-4.5
9. Heidelberg.....	25	77.2	85.7	-8.5
10. Marietta.....	25	98.4	112.8	-14.4

FREE THROW PERCENTAGES

## Team	G	FTM	FTA	Pct
1. Muskingum.....	27	399	530	.753
2. Wilmington.....	26	336	454	.740
3. Ohio Northern.....	26	392	534	.734
4. Marietta.....	25	397	545	.728
5. Otterbein.....	26	387	532	.727
6. Capital.....	25	401	566	.708
7. Baldwin-Wallace.....	29	487	699	.697
8. Heidelberg.....	25	334	484	.690
9. John Carroll.....	30	535	862	.621
10. Mount Union.....	27	342	552	.620

FIELD GOAL PERCENTAGES

## Team	G	FG	FGA	Pct
1. Baldwin-Wallace.....	29	852	1679	.507
2. Otterbein.....	26	793	1579	.502
3. Muskingum.....	27	662	1378	.480
4. Heidelberg.....	25	716	1525	.470
5. John Carroll.....	30	894	1924	.465
6. Mount Union.....	27	708	1540	.460
7. Capital.....	25	656	1431	.458
8. Wilmington.....	26	637	1429	.446
9. Ohio Northern.....	26	671	1507	.445
10. Marietta.....	25	853	2183	.391

FIELD GOAL PCT DEFENSE

## Team	G	FG	FGA	Pct
1. Baldwin-Wallace.....	29	765	1881	.407
2. Mount Union.....	27	697	1629	.428
3. Otterbein.....	26	711	1615	.440
4. John Carroll.....	30	768	1740	.441
5. Muskingum.....	27	660	1486	.444
6. Ohio Northern.....	26	678	1464	.463
7. Wilmington.....	26	647	1394	.464
8. Capital.....	25	620	1328	.467
9. Heidelberg.....	25	800	1676	.477
10. Marietta.....	25	1086	1829	.594

3-POINT FIELD GOAL PERCENTAGES

## Team	G	FG	FGA	Pct
1. Baldwin-Wallace.....	29	152	395	.385
2. Ohio Northern.....	26	212	561	.378
3. Heidelberg.....	25	163	457	.357
4. Capital.....	25	152	428	.355
5. Otterbein.....	26	132	373	.354
6. Wilmington.....	26	191	544	.351
7. Muskingum.....	27	183	534	.343
8. Mount Union.....	27	161	476	.338
9. John Carroll.....	30	145	459	.316
10. Marietta.....	25	358	1174	.305

3-POINT FIELD GOAL PCT DEFENSE

## Team	G	FG	FGA	Pct
1. Otterbein.....	26	140	469	.299
2. John Carroll.....	30	180	592	.304
3. Mount Union.....	27	166	535	.310
4. Baldwin-Wallace.....	29	237	699	.339
5. Capital.....	25	152	441	.345
6. Ohio Northern.....	26	157	447	.351
7. Muskingum.....	27	190	538	.353
8. Heidelberg.....	25	197	554	.356
9. Wilmington.....	26	191	520	.367
10. Marietta.....	25	116	282	.411

2004-05 OAC Team Statistics

REBOUNDING OFFENSE

## Team	G	Reb	Avg/G
1. John Carroll.....	30	1246	41.5
2. Marietta.....	25	995	39.8
3. Otterbein.....	26	1029	39.6
4. Baldwin-Wallace.....	29	1134	39.1
5. Mount Union.....	27	955	35.4
6. Heidelberg.....	25	876	35.0
7. Capital.....	25	835	33.4
8. Ohio Northern.....	26	848	32.6
9. Muskingum.....	27	872	32.3
10. Wilmington.....	26	764	29.4

REBOUNDING DEFENSE

## Team	G	Reb	Avg/G
1. Muskingum.....	27	769	28.5
2. Otterbein.....	26	830	31.9
3. Capital.....	25	834	33.4
4. Wilmington.....	26	899	34.6
5. Baldwin-Wallace.....	29	1011	34.9
6. Ohio Northern.....	26	920	35.4
7. John Carroll.....	30	1095	36.5
8. Mount Union.....	27	986	36.5
9. Heidelberg.....	25	964	38.6
10. Marietta.....	25	1248	49.9

REBOUNDING MARGIN

## Team	G	TEAM	Avg	OPP	Avg Margin	
1. Otterbein.....	26	1029	39.6	830	31.9	+7.7
2. John Carroll.....	30	1246	41.5	1095	36.5	+5.0
3. Baldwin-Wallace.....	29	1134	39.1	1011	34.9	+4.2
4. Muskingum.....	27	872	32.3	769	28.5	+3.8
5. Capital.....	25	835	33.4	834	33.4	+0.0
6. Mount Union.....	27	955	35.4	986	36.5	-1.1
7. Ohio Northern.....	26	848	32.6	920	35.4	-2.8
8. Heidelberg.....	25	876	35.0	964	38.6	-3.5
9. Wilmington.....	26	764	29.4	899	34.6	-5.2
10. Marietta.....	25	995	39.8	1248	49.9	-10.1

BLOCKED SHOTS

## Team	G	Blocks	Avg/G
1. Baldwin-Wallace.....	29	153	5.28
2. John Carroll.....	30	119	3.97
3. Marietta.....	25	89	3.56
4. Mount Union.....	27	94	3.48
5. Otterbein.....	26	79	3.04
6. Heidelberg.....	25	62	2.48
7. Ohio Northern.....	26	62	2.38
Wilmington.....	26	62	2.38
9. Muskingum.....	27	53	1.96
10. Capital.....	25	31	1.24

ASSISTS

## Team	G	Assists	Avg/G
1. Muskingum.....	27	451	16.70
2. Mount Union.....	27	450	16.67
3. Otterbein.....	26	428	16.46
4. Capital.....	25	405	16.20
5. Marietta.....	25	397	15.88
6. Baldwin-Wallace.....	29	451	15.55
7. Ohio Northern.....	26	385	14.81
8. Wilmington.....	26	349	13.42
9. Heidelberg.....	25	333	13.32
10. John Carroll.....	30	398	13.27

STEALS

## Team	G	Steals	Avg/G
1. Marietta.....	25	304	12.16
2. John Carroll.....	30	355	11.83
3. Wilmington.....	26	251	9.65
4. Capital.....	25	205	8.20
5. Ohio Northern.....	26	203	7.81
6. Otterbein.....	26	196	7.54
7. Muskingum.....	27	193	7.15
8. Heidelberg.....	25	170	6.80
9. Baldwin-Wallace.....	29	193	6.66
10. Mount Union.....	27	165	6.11

TURNOVER MARGIN

## Team	G	TEAM	Avg	OPP	Avg Margin	
1. Marietta.....	25	438	17.5	570	22.8	+5.28
2. John Carroll.....	30	492	16.4	607	20.2	+3.83
3. Capital.....	25	329	13.2	421	16.8	+3.68
4. Ohio Northern.....	26	328	12.6	401	15.4	+2.81
5. Wilmington.....	26	394	15.2	426	16.4	+1.23
6. Muskingum.....	27	364	13.5	333	12.3	-1.15
7. Mount Union.....	27	403	14.9	356	13.2	-1.74
8. Baldwin-Wallace.....	29	419	14.4	345	11.9	-2.55
9. Otterbein.....	26	427	16.4	359	13.8	-2.62
10. Heidelberg.....	25	419	16.8	330	13.2	-3.56

ASSIST/TURNOVER RATIO

## Team	G	Asst	Avg Turn	Avg Ratio		
1. Muskingum.....	27	451	16.7	364	13.5	1.24
2. Capital.....	25	405	16.2	329	13.2	1.23
3. Ohio Northern.....	26	385	14.8	328	12.6	1.17
4. Mount Union.....	27	450	16.7	403	14.9	1.12
5. Baldwin-Wallace.....	29	451	15.6	419	14.4	1.08
6. Otterbein.....	26	428	16.5	427	16.4	1.00
7. Marietta.....	25	397	15.9	438	17.5	0.91
8. Wilmington.....	26	349	13.4	394	15.2	0.89
9. John Carroll.....	30	398	13.3	492	16.4	0.81
10. Heidelberg.....	25	333	13.3	419	16.8	0.79

OFFENSIVE REBOUNDS

## Team	G	No.	Avg/G
1. Marietta.....	25	491	19.64
2. John Carroll.....	30	509	16.97
3. Otterbein.....	26	390	15.00
4. Baldwin-Wallace.....	29	328	11.31
5. Mount Union.....	27	298	11.04
6. Heidelberg.....	25	272	10.88
7. Capital.....	25	265	10.60
8. Ohio Northern.....	26	272	10.46
9. Muskingum.....	27	272	10.07
10. Wilmington.....	26	233	8.96

DEFENSIVE REBOUNDS

## Team	G	No.	Avg/G
1. Baldwin-Wallace.....	29	806	27.79
2. Otterbein.....	26	639	24.58
3. John Carroll.....	30	737	24.57
4. Mount Union.....	27	657	24.33
5. Heidelberg.....	25	604	24.16
6. Capital.....	25	570	22.80
7. Muskingum.....	27	600	22.22
8. Ohio Northern.....	26	576	22.15
9. Wilmington.....	26	531	20.42
10. Marietta.....	25	504	20.16

3-POINT FIELD GOALS MADE

## Team	G	3FG	Avg/G
1. Marietta.....	25	358	14.32
2. Ohio Northern.....	26	212	8.15
3. Wilmington.....	26	191	7.35
4. Muskingum.....	27	183	6.78
5. Heidelberg.....	25	163	6.52
6. Capital.....	25	152	6.08
7. Mount Union.....	27	161	5.96
8. Baldwin-Wallace.....	29	152	5.24
9. Otterbein.....	26	132	5.08
10. John Carroll.....	30	145	4.83

2004-05 OAC Individual Statistics

To be ranked, a player must appear in at least 75.0% of their team's games.

SCORING

## Player-Team	Cl	G	FG	3FG	FT	Pts	Avg/G
1.Thad Davis-BW.....	29	218	0	144	580	20.0	
2.Tori Davis-BW.....	29	202	0	147	551	19.0	
3.Kyle Karpinski-MTU.....	27	208	2	78	496	18.4	
4.Greg Badenhop-ONU.....	26	146	69	102	463	17.8	
5.Brandon Mimes-JCU.....	30	178	0	153	509	17.0	
6.Matt Hines-MAR.....	25	155	26	65	401	16.0	
7.Zach Ross-MUSK.....	27	137	73	85	432	16.0	
8.Jake Beck-CAP.....	25	150	17	68	385	15.4	
9.Deon Short-WILM.....	26	142	13	82	379	14.6	
10.Chad Sponseller-MAR.....	25	113	63	64	353	14.1	
11.Scott Hadley-OTT.....	25	130	21	68	349	14.0	
12.Eric Stirling-WILM.....	26	137	19	64	357	13.7	
13.Craig Stewart-MAR.....	25	106	85	38	335	13.4	
14.Mark Church-OTT.....	24	131	2	57	321	13.4	
15.Cole Pittis-MUSK.....	27	125	13	84	347	12.9	
16.David Johnson-CAP.....	25	96	40	84	316	12.6	
Brett Hershberger-MTU....	25	99	66	52	316	12.6	
18.David Guy-WILM.....	26	109	57	47	322	12.4	
19.Michael Grogan-JCU.....	30	117	51	83	368	12.3	
20.DeQuan Owens-OTT.....	26	113	14	63	303	11.7	

REBOUNDING

## Player-Team	Cl	G	OFF	DEF	TOT	Avg/G
1.Thad Davis-BW.....	29	80	251	331	11.4	
2.Chris Blakely-MTU.....	26	74	163	237	9.1	
3.Tori Davis-BW.....	29	104	146	250	8.6	
4.Brandon Mimes-JCU.....	30	108	136	244	8.1	
5.Scott Hadley-OTT.....	25	63	118	181	7.2	
6.Matt Dansby-MUSK.....	27	74	115	189	7.0	
7.Jake Beck-CAP.....	25	30	129	159	6.4	
8.Andrew Salata-JCU.....	30	82	108	190	6.3	
9.Eric Stirling-WILM.....	26	36	122	158	6.1	
10. Kevin King-OTT.....	25	62	88	150	6.0	
11.Kyle Karpinski-MTU.....	27	42	114	156	5.8	
12.Ron Higgins-HEID.....	25	42	98	140	5.6	
13.Matt Hines-MAR.....	25	59	69	128	5.1	
14.Mark Church-OTT.....	24	55	67	122	5.1	
15.Brian Schmidt-HEID.....	25	41	86	127	5.1	

FIELD GOAL PCT (Min. 3.0 made per game)

## Player-Team	Cl	G	FG	FGA	Pct
1.Tori Davis-BW.....	29	202	333	.607	
2. Kevin King-OTT.....	25	89	147	.605	
3.Brandon Mimes-JCU.....	30	178	295	.603	
4.Thad Davis-BW.....	29	218	369	.591	
5.Cole Pittis-MUSK.....	27	125	217	.576	
6.Mark Church-OTT.....	24	131	230	.570	
7.Kyle Karpinski-MTU.....	27	208	368	.565	
8.Scott Hadley-OTT.....	25	130	233	.558	
9.Andrew Salata-JCU.....	30	126	232	.543	
10.Brian Schmidt-HEID.....	25	96	177	.542	
11.Phil Hoying-ONU.....	26	100	188	.532	
12.Ron Higgins-HEID.....	25	103	199	.518	
13.Deon Short-WILM.....	26	142	276	.514	
14.Matthew Rucker-MAR.....	24	74	144	.514	
15.Matt Hines-MAR.....	25	155	303	.512	

ASSISTS

## Player-Team	Cl	G	Assists	Avg/G
1.Tom Harrington-BW.....	29	168	5.79	
2.Clay Sanders-MTU.....	27	145	5.37	
3.Tony Borghese-OTT.....	26	120	4.62	
4.David Johnson-CAP.....	25	93	3.72	
5.David Kalb-CAP.....	25	91	3.64	
6.Cliff Sprang-MUSK.....	27	94	3.48	
7.Tony Basalla-MTU.....	26	87	3.35	
8.Keith Aufmuth-BW.....	29	95	3.28	
9.Pete Moran-JCU.....	29	93	3.21	
10.Chad Sponseller-MAR.....	25	79	3.16	
11.Cole Pittis-MUSK.....	27	72	2.67	
12.Matt Dansby-MUSK.....	27	70	2.59	
13.DeQuan Owens-OTT.....	26	66	2.54	
14.Josh Rohrbacher-WILM.....	26	65	2.50	
15.Peter Koch-JCU.....	23	55	2.39	

FREE THROW PCT (Min. 2.0 made per game)

## Player-Team	Cl	G	FTM	FTA	Pct
1.Greg Badenhop-ONU.....	26	102	115	.887	
2.David Johnson-CAP.....	25	84	99	.848	
3.Zach Ross-MUSK.....	27	85	101	.842	
4.DeQuan Owens-OTT.....	26	63	76	.829	
5.Ron Higgins-HEID.....	25	70	86	.814	
6.Cole Pittis-MUSK.....	27	84	104	.808	
7.Chad Sponseller-MAR.....	25	64	80	.800	
8.David Kalb-CAP.....	25	67	84	.798	
9.Greg Tyson-HEID.....	25	53	68	.779	
10.Brett Hershberger-MTU....	25	52	67	.776	
11.Scott Hadley-OTT.....	25	68	88	.773	
Jake Beck-CAP.....	25	68	88	.773	
13.Josh Hull-MAR.....	25	61	79	.772	
14.Matt Hines-MAR.....	25	65	86	.756	
15.Deon Short-WILM.....	26	82	111	.739	

STEALS

## Player-Team	Cl	G	Steals	Avg/G
1.Brandon Mimes-JCU.....	30	59	1.97	
2.Demetrius Travis-JCU.....	30	58	1.93	
3.David Guy-WILM.....	26	47	1.81	
4.Greg Badenhop-ONU.....	26	44	1.69	
5.Matt Dansby-MUSK.....	27	44	1.63	
6.Mark Church-OTT.....	24	37	1.54	
7.Deon Short-WILM.....	26	39	1.50	
8.Pete Moran-JCU.....	29	41	1.41	
9.David Johnson-CAP.....	25	35	1.40	
10.Michael Grogan-JCU.....	30	41	1.37	
11.Scott Hadley-OTT.....	25	34	1.36	
12.Eric Stirling-WILM.....	26	35	1.35	
13.Sam Rutherford-MAR.....	24	32	1.33	
14.Chad Sponseller-MAR.....	25	33	1.32	
15.Matt Starnier-MAR.....	24	30	1.25	

3-POINT FG PCT (Min. 1.0 made per game)

## Player-Team	Cl	G	3FG	FGA	Pct
1.Zach Broermann-WILM.....	26	34	76	.447	
2.Nate Lieb-ONU.....	26	50	114	.439	
3.David Kalb-CAP.....	25	25	58	.431	
4.David Johnson-CAP.....	25	40	93	.430	
5.Tom Harrington-BW.....	29	38	89	.427	
6.Keith Aufmuth-BW.....	29	49	115	.426	
7.Shawn Shriver-HEID.....	25	50	120	.417	
8.Kyle Gehle-ONU.....	26	26	65	.400	
9.Zach Ross-MUSK.....	27	73	183	.399	
10.Brett Hershberger-MTU....	25	66	169	.391	
11.Andrew Lemmon-HEID.....	25	27	70	.386	
12.Justin Ragor-JCU.....	28	30	78	.385	
13.Greg Badenhop-ONU.....	26	69	188	.367	
14.Seth Amburgey-MAR.....	25	25	69	.362	
15.David Guy-WILM.....	26	57	159	.358	

3-POINT FG MADE

## Player-Team	Cl	G	3FG	Avg/G
1.Craig Stewart-MAR.....	25	85	3.40	
2.Zach Ross-MUSK.....	27	73	2.70	
3.Greg Badenhop-ONU.....	26	69	2.65	
4.Brett Hershberger-MTU....	25	66	2.64	
5.Chad Sponseller-MAR.....	25	63	2.52	
6.Chris Fulton-MAR.....	21	50	2.38	
7.David Guy-WILM.....	26	57	2.19	
8.Brad Gerard-MTU.....	27	58	2.15	
9.Shawn Shriver-HEID.....	25	50	2.00	
10.Nate Lieb-ONU.....	26	50	1.92	
11.Tony Borghese-OTT.....	26	48	1.85	
12.Michael Grogan-JCU.....	30	51	1.70	
13.Keith Aufmuth-BW.....	29	49	1.69	
14.Josh Hull-MAR.....	25	42	1.68	
15.David Johnson-CAP.....	25	40	1.60	

2004-05 OAC Individual Statistics

BLOCKED SHOTS

## Player-Team	Cl	G	Blocks	Avg/G
1.Tori Davis-BW.....	29	64	2.21	
2.Thad Davis-BW.....	29	60	2.07	
3.Brandon Mimes-JCU.....	30	41	1.37	
Andrew Salata-JCU.....	30	41	1.37	
5.Chris Blakely-MTU.....	26	30	1.15	
6.Phil Hoying-ONU.....	26	29	1.12	
7.Matt Dansby-MUSK.....	27	30	1.11	
8.Kyle Karpinski-MTU.....	27	28	1.04	
9.Eric Stirling-WILM.....	26	23	0.88	
10.Matt Starner-MAR.....	24	19	0.79	
11.Mark Church-OTT.....	24	17	0.71	
12.Brett Atherton-MAR.....	25	17	0.68	
Matt Hines-MAR.....	25	17	0.68	
14.Matthew Rucker-MAR.....	24	14	0.58	
15.Ron Higgins-HEID.....	25	14	0.56	

ASSIST/TURNOVER RATIO (Min. 2.5 assists/game)

## Player-Team	Cl	G	Asst	Avg Turn	Avg	Ratio
1.David Kalb-CAP.....	25	91	3.6	38	1.5	2.39
2.Tom Harrington-BW.....	29	168	5.8	76	2.6	2.21
3.Josh Rohrbacher-WILM.....	26	65	2.5	30	1.2	2.17
4.Tony Basalla-MTU.....	26	87	3.3	43	1.7	2.02
5.Clay Sanders-MTU.....	27	145	5.4	75	2.8	1.93
6.Tony Borghese-OTT.....	26	120	4.6	64	2.5	1.88
7.Keith Aufmuth-BW.....	29	95	3.3	52	1.8	1.83
8.Cliff Sprang-MUSK.....	27	94	3.5	54	2.0	1.74
9.Matt Dansby-MUSK.....	27	70	2.6	41	1.5	1.71
10.David Johnson-CAP.....	25	93	3.7	55	2.2	1.69
11.Cole Pittis-MUSK.....	27	72	2.7	48	1.8	1.50
12.Pete Moran-JCU.....	29	93	3.2	75	2.6	1.24
13.DeQuan Owens-OTT.....	26	66	2.5	54	2.1	1.22
14.Chad Sponseller-MAR.....	25	79	3.2	72	2.9	1.10

OFFENSIVE REBOUNDS

## Player-Team	Cl	G	No.	Avg/G
1.Brandon Mimes-JCU.....	30	108	3.60	
2.Tori Davis-BW.....	29	104	3.59	
3.Chris Blakely-MTU.....	26	74	2.85	
4.Thad Davis-BW.....	29	80	2.76	
5.Matt Dansby-MUSK.....	27	74	2.74	
6.Andrew Salata-JCU.....	30	82	2.73	
7.Scott Hadley-OTT.....	25	63	2.52	
8.Kevin King-OTT.....	25	62	2.48	
9.Brett Atherton-MAR.....	25	60	2.40	
10.Matt Hines-MAR.....	25	59	2.36	
11.Mark Church-OTT.....	24	55	2.29	
12.Neil Hohman-OTT.....	26	56	2.15	
13.Matthew Rucker-MAR.....	24	50	2.08	
14.Mark Killian-ONU.....	26	52	2.00	
15.Ron Higgins-HEID.....	25	42	1.68	

DEFENSIVE REBOUNDS

## Player-Team	Cl	G	No.	Avg/G
1.Thad Davis-BW.....	29	251	8.66	
2.Chris Blakely-MTU.....	26	163	6.27	
3.Jake Beck-CAP.....	25	129	5.16	
4.Tori Davis-BW.....	29	146	5.03	
5.Scott Hadley-OTT.....	25	118	4.72	
6.Eric Stirling-WILM.....	26	122	4.69	
7.Brandon Mimes-JCU.....	30	136	4.53	
8.Matt Dansby-MUSK.....	27	115	4.26	
9.Kyle Karpinski-MTU.....	27	114	4.22	
10.Ron Higgins-HEID.....	25	98	3.92	
11.Andrew Salata-JCU.....	30	108	3.60	
12.Kevin King-OTT.....	25	88	3.52	
13.Brian Schmidt-HEID.....	25	86	3.44	
14.Deon Short-WILM.....	26	87	3.35	
15.Cole Pittis-MUSK.....	27	84	3.11	

MINUTES PLAYED

## Player-Team	Cl	G	Minutes	Avg/G
1.Tom Harrington-BW.....	29	1035	35.69	
2.Greg Badenhop-ONU.....	26	862	33.15	
3.David Johnson-CAP.....	25	824	32.96	
4.Tony Borghese-OTT.....	26	836	32.15	
5.Tori Davis-BW.....	29	925	31.90	
6.Jake Beck-CAP.....	25	788	31.52	
7.David Guy-WILM.....	26	817	31.42	
8.Nate Lieb-ONU.....	26	815	31.35	
9.Thad Davis-BW.....	29	902	31.10	
10.Kyle Karpinski-MTU.....	27	837	31.00	
11.Matt Dansby-MUSK.....	27	830	30.74	
Brad Gerard-MTU.....	27	830	30.74	
13.Zach Ross-MUSK.....	27	825	30.56	
14.David Kalb-CAP.....	25	725	29.00	
15.Brett Hershberger-MTU.....	25	716	28.64	

OAC Coaching Records

Winningest All-Time OAC Coaches

Five or more years coaching (minimum .550 percentage)

Name, School	Yrs	W	L	Pct.
Ray Mears, Wittenberg, 1957-62	6	121	23	.840
Larry Hunter, Wittenberg, 1977-89	13	305	76	.801
Tony Laterza, Akron, 1959-66	7	144	42 (a)	.774
Robert Wright, Mount Union, 1925-42	18	239	73	.766
Bob Hamilton, Wittenberg, 1970-76	6	119	38	.758
Curt Tong, Otterbein, 1963-72	9	139	49	.739
Eldon Miller, Wittenberg, 1963-70	8	142	55	.728
Joe Campoli, Ohio Northern, 1993-2005	13	254	101	.715
Vince Chickerella, Capital, 1968-78	10	176	72	.710
Ben Van Alstyne, Ohio Wesleyan, 1920-25	6	75	31	.708
E.M. "Mose" Hole, Wooster, 1926-57	32	412	181	.695
Walter J. Livingston, Denison, 1912-27; 1933-36	20	205	98 (b)	.677
Mac Mariner, Muskingum, 1940-42; 1945-52	9	122	60	.670
Mike Moran, John Carroll, 1993-	13	239	120	.667
Dick Reynolds, Otterbein, 1972-	33	583	316	.648
Russ Beichly, Akron, 1944-59	15	225	123 (c)	.647
Stu Holcomb, Muskingum, 1936-40	5	43	24	.642
Willard Pederson, Mount Union, 1945-49	5	60	38	.612
Bill Bernlohr, Capital, 1929-56	27	249	164	.603
Damon Goodwin, Capital, 1994-	11	170	117	.592
Gale Daugherty, Ohio Northern, 1973-92	19	295	207 (d)	.588
Al Van Wie, Wooster, 1961-82	21	302	216	.583
Dave Grube, Capital, 1973-76, 1979-86	12	171	130 (e)	.568
Jim Burson, Muskingum, 1967-2005	38	542	416	.566
Lee Hood, Mount Union, 1993-	13	190	153	.554
Steve Bankson, Baldwin-Wallace, 1981-	25	365	299	.550

- NOTE:**
 (a) Laterza's overall won-loss percentage at Akron is .751. Akron left the OAC in 1966.
 (b) Livingston's 26-year overall won-loss percentage at Denison is .631. Denison was not a member of the OAC, 1928-33.
 (c) Beichly's overall won-loss percentage at Akron is .667. Akron was not a member of the OAC, 1936-43.
 (d) Daugherty's overall winning percentage at Ohio Northern is .587. Ohio Northern was not a member of the OAC, 1972-73.
 (e) Grube's record includes a 45-46 mark at Heidelberg and 126-84 record at Capital.

Current OAC Coaches' Records

Name, School	OAC				Overall		
	Yrs.	W	L	Pct.	W	L	Pct.
Mike Moran, John Carroll	13	157	75	.677	239	120	.667
Dick Reynolds, Otterbein	33	343	174	.633	583	316	.648
Damon Goodwin, Capital	11	112	84	.571	170	117	.592
Lee Hood, Mount Union	13	118	114	.509	190	153	.554
Steve Bankson, Baldwin-Wallace	25	206	212	.493	365	299	.550
Doug Foote, Marietta	13	78	154	.336	138	197	.412
Duane Sheldon, Heidelberg	3	11	43	.204	20	58	.256
Jeff Coleman, Ohio Northern	FIRST YEAR						
Geno Ford, Muskingum	FIRST YEAR						
Scott Reule, Wilmington	FIRST YEAR						

Current OAC Coaches' League Tournament Records

Name, School	Yrs.	W	L	Pct.
Dick Reynolds, Otterbein	33	50	25	0.667
Mike Moran, John Carroll	13	14	11	0.560
Steve Bankson, Baldwin-Wallace	25	25	22	0.532
Lee Hood, Mount Union	13	12	12	0.500
Damon Goodwin, Capital	11	7	11	0.389
Doug Foote, Marietta	12	7	12	0.368
Duane Sheldon, Heidelberg	2	1	2	0.333
Jeff Coleman, Ohio Northern	First Year			
Geno Ford, Muskingum	First Year			
Scott Reule, Wilmington	First Year			


OAC Century Club

Coaches with 100 or more career victories at OAC schools

Name, School	Yrs.	W
Dick Reynolds, Otterbein	33	583
Jim Burson, Muskingum	38	542
E. M. "Mose" Hole, Wooster	32	412
John Hill, Heidelberg	25	347
Steve Bankson, Baldwin-Wallace	25	365
Larry Hunter, Wittenberg	13	305
Al Van Wie, Wooster	21	302
Gale Daugherty, Ohio Northern	19	295 (7)
Bill Bernlohr, Capital	27	249
Robert Wright, Mount Union	18	239
Russ Beichly, Akron	15	225 (1)
Joe Campoli, Ohio Northern	13	254
Mike Moran, John Carroll	13	239
Frank Shannon, Ohio Wesleyan	21	214
Phil Roach, Marietta	19	213
Walt Livingston, Denison	20	205 (2)
Dick Scott, Denison	21	197
Vince Chickerella, Capital	10	176
Lee Hood, Mount Union	13	190
Dave Grube, Capital	12	171 (8)
Damon Goodwin, Capital	11	170
Tony Laterza, Akron	7	144 (3)
Eldon Miller, Wittenberg	8	142
William O. Whetsell, Marietta	13	142
Curt Tong, Otterbein	9	139
Doug Foote, Marietta	13	138
Bill Lange, Muskingum	13	132
Ray E. Watts, Baldwin-Wallace	14	132 (4)
Jim Zak, Kenyon	13	130
Julian Smith, Oberlin	13	123
Mac Mariner, Muskingum	9	122
Ray Mears, Wittenberg	6	121
Bob Strimer, Ohio Wesleyan	11	120 (5)
Bob Hamilton, Wittenberg	6	119
Don Kelley, Marietta	10	115
Bob Burkholder, Muskingum	11	113
William Stobbs, Wittenberg	11	112 (6)
Frank "Duke" Hayes, Marietta	15	108
Gary Fisher, Mount Union	8	103
Robert L. Clark, Oberlin	17	101
Ernie Godfrey, Wittenberg	11	100

NOTE: Above records include only those seasons in which the institution was a member of the Ohio Athletic Conference.

- Beichly's overall record at Akron is 288-144.
- Livingston's overall record at Denison is 237-131.
- Laterza's overall record at Akron is 178-59.
- Watts' 23-year overall record at B-W is 246-182. Additionally, he coached for two seasons at Otterbein, compiling a 9-14 record, when the school was not a member of the OAC.
- Strimer's 12-year overall record at Ohio Wesleyan is 138-139.
- Stobbs' overall record at Wittenberg is 137-85.
- Daugherty's overall record at Ohio Northern is 310-218.
- Grube's record includes a 45-46 mark at Heidelberg and 126-84 record at Capital.



All-Time OAC Champions

OAC Regular-Season Champions

Season	Champion	OAC Rec.	Season	Champion	OAC Rec.	Season	Champion	OAC Rec.
2004-05	John Carroll	14-4	1975-76	Ohio Northern (North)	+ 9-3	1951-52	Wooster	10-0
2003-04	John Carroll	14-4		Otterbein (South)	+10-2	1950-51	Muskingum	12-0
2002-03	John Carroll	15-3		Wittenberg (South)	+10-2	1949-50	Oberlin	5-1
	Capital	15-3	1974-75	Marietta	11-2	1948-49	Ohio Wesleyan	15-3
2001-02	Otterbein	15-3	1973-74	Muskingum	10-2	1947-48	Wooster	14-2
2000-01	Ohio Northern	17-1		Wittenberg	10-2	1946-47	Capital	12-1
1999-00	Ohio Northern	11-5	1972-73	Capital	10-2	1945-46	Akron	11-2
	Otterbein	11-5	1972-73	Muskingum	10-2		Wittenberg	11-2
1998-99	Ohio Northern	16-2		Otterbein	10-2	1944-45	Akron	12-0
1997-98	John Carroll	15-3		Wittenberg	10-2	1943-44	Denison	9-0
1996-97	Mount Union	16-2	1971-72	Wittenberg	10-2	1942-43	Capital	10-2
1995-96	John Carroll	14-4	1970-71	Wooster	12-0		Wooster	10-2
1994-95	Ohio Northern	16-2	1969-70	Capital	13-0	1941-42	Mount Union	13-1
1993-94	John Carroll	14-4	1968-69	Baldwin-Wallace	11-2	1940-41	Mount Union	8-1
1992-93	Ohio Northern	17-1		Wittenberg	11-2	1939-40	Wooster	14-0
1991-92	Otterbein	17-1	1967-68	Baldwin-Wallace	11-2	1938-39	Wooster	17-0
1990-91	Otterbein	16-2		Denison	11-2	1937-38	Wittenberg	11-0
1989-90	Otterbein	15-3	1966-67	Wittenberg	12-1	1936-37	Muskingum	14-1
1988-89	Wittenberg	15-1	1965-66	Akron	11-2	1935-36	Marietta	12-1
1987-88	Ohio Northern	13-3		Mount Union	11-2	1934-35	Baldwin-Wallace	9-2
1986-87	Otterbein	14-2	1964-65	Akron	12-2	1933-34	Akron	14-1
1985-86	Otterbein	16-0		Wittenberg	12-2	1932-33	Otterbein	11-0
1984-85	Otterbein	14-2	1963-64	Wittenberg	13-1	1931-32	Mount Union	12-0
	Wittenberg	14-2	1962-63	Wittenberg	14-0	1930-31	Mount Union	12-1
1983-84	Capital	11-2	1961-62	Ohio Wesleyan	15-1	1929-30	Wooster	11-2
1982-83	Capital	11-2	1960-61	Wittenberg	10-0	1928-29	Mount Union	12-1
1981-82	Ohio Northern	11-2	1959-60	Wittenberg	12-0	1927-28	Muskingum	8-1
1980-81	Otterbein	12-1	1958-59	Wittenberg	13-1	1926-27	Muskingum	11-0
	Wittenberg	12-1	1957-58	Akron	12-0	1925-26	Mount Union	8-0
1979-80	Wittenberg	13-0	1956-57	Capital	14-3		Muskingum	9-0
1978-79	Baldwin-Wallace	13-0	1955-56	Akron	11-0	1924-25	Mount Union	11-0
1977-78	Wooster (North)	+10-2	1954-55	Marietta	11-0	1923-24	Mount Union	11-1
	Wittenberg (South)	+10-2	1953-54	Marietta	11-0		+Seasons of Divisional Play	
1976-77	Wooster (North)	+10-2	1952-53	Akron	10-1			
	Wittenberg (South)	+10-2						

OAC Tournament Champions

Year	Champion	Score	Runner-Up	Year	Champion	Score	Runner-Up
2005	Baldwin-Wallace	82-77	John Carroll	1983	Wittenberg	61-47	Capital
2004	John Carroll	76-74	Mount Union	1982	Wittenberg	77-68	Heidelberg
2003	John Carroll	94-86	Capital	1981	Wittenberg	85-64	Baldwin-Wallace
2002	Otterbein	69-67	Capital	1980	Ohio Northern	83-71	Wittenberg
2001	Ohio Northern	73-64	Muskingum	1979	Wittenberg	52-50	Wooster
2000	Ohio Northern	78-69	Otterbein	1978	Otterbein	72-71	Wooster
1999	Ohio Northern	67-53	Otterbein	1977	Muskingum	79-63	Wooster
1998	Baldwin-Wallace	83-80	Otterbein	1976	Oberlin	64-56 (ot)	Wittenberg
1997	Mount Union	71-56	Ohio Northern	1975	Wittenberg	67-65	Oberlin
1996	Baldwin-Wallace	60-59	Marietta	1974	Wittenberg	62-48	Ohio Northern
1995	Ohio Northern	84-65	Heidelberg	1973	Wooster	49-48	Wittenberg
1994	Otterbein	79-73	Heidelberg	1972	Wittenberg	76-66	Kenyon
1993	Otterbein	101-82	Heidelberg	1971	Capital	123-94	Mount Union
1992	Otterbein	88-76	Baldwin-	1970	Oberlin	65-58	Wittenberg
	Wallace			1969	Wittenberg	68-66	Baldwin-Wallace
1991	Otterbein	70-68	Muskingum	1968	Denison	73-72	Baldwin-Wallace
1990	Muskingum	86-58	Otterbein	1967	Baldwin-Wallace	74-72 (ot)	Otterbein
1989	Otterbein	76-62	Wittenberg	1966	Akron	102-82	Otterbein
1988	Muskingum	46-45	Ohio Northern	1965	Akron	83-71	Otterbein
1987	Wittenberg	68-61	Otterbein	1964	Akron	52-51	Wittenberg
1986	Otterbein	100-86	Marietta	1963	Wittenberg	64-46	Akron
1985	Wittenberg	68-64	Otterbein	1962	Wittenberg	56-49	Akron
1984	Capital	69-59	Heidelberg	1961	Wittenberg	55-47	Akron
				1960	Wittenberg	65-56	Akron
				1949	Akron	71-60	Kent State

Active Scoring Leaders ... Individual Year-to-Year Leaders

OAC Active Career Scoring Leaders

<u>Player (School)</u>	<u>Years</u>	<u>Games</u>	<u>FGM</u>	<u>3Pt.</u>	<u>FTM</u>	<u>Points</u>
Zach Ross (Muskingum)	3	78	315	154	159	943
Tori Davis (Baldwin-Wallace)	2	55	339	0	245	923
Kyle Karpinski (Mount Union)	3	82	374	2	149	899
Keith Aufmuth (Baldwin-Wallace)	3	81	244	109	133	730
Cole Pittis (Muskingum)	3	60	236	22	138	632

OAC Year-to-Year Scoring Leaders (From 1960)

<u>Year</u>	<u>Player, School</u>	<u>NCAA</u>									
		<u>Rank</u>	<u>G</u>	<u>FG</u>	<u>FGA</u>	<u>Pct</u>	<u>FT</u>	<u>FTA</u>	<u>Pct.</u>	<u>PTS</u>	<u>PPG</u>
2005	Thad Davis, Baldwin-Wallace	(41)	29	218	369	.607	144	214	.673	580	20.0
2004	Jim Conrad, Ohio Northern	(35)	27	195	476	.410	120	138	.870	567	21.0
2003	Lucas Messer, Heidelberg	(23)	26	196	370	.530	160	208	.769	572	22.0
2002	Jeff Gibbs, Otterbein	(9)	32	281	421	.667	190	262	.725	752	23.5
2001	Christopher Jaklich, John Carroll	(T39)	26	176	393	.448	96	130	.738	520	20.0
2000	Jesse DuPerow, Marietta	(16)	25	201	401	.501	120	171	.702	546	21.8
1999	Kevin Weakley, Otterbein	(17)	29	218	480	.454	141	170	.829	677	23.3
1998	Jeremy Thompson, Ohio Northern	(13)	25	190	421	.451	122	156	.782	584	23.4
1997	Aaron Shipp, Mount Union	(21)	30	266	502	.530	133	198	.672	666	22.2
1996	Nick Bertke, Ohio Northern	(44)	27	229	434	.528	118	173	.682	578	21.4
1995	D'Artis Jones, Ohio Northern	(24)	27	239	516	.463	137	171	.801	634	23.5
1994	Nick Gutman, Otterbein	(14)	28	262	512	.512	104	134	.776	682	24.4
1993	Nick Gutman, Otterbein	(22)	29	244	465	.525	106	134	.791	642	22.1
1992	Andy Moore, Muskingum	(46)	26	194	386	.503	109	125	.872	540	20.8
1991	James Bradley, Otterbein	(6)	33	325	643	.505	148	167	.886	861	26.1
1990	James Bradley, Otterbein		18	140	289	.484	83	93	.892	398	22.1
1989	Steve Allison, Wittenberg	(19)	30	257	595	.432	126	178	.708	701	23.4
1988	Tim Mueller, Capital		26	191	319	.599	99	122	.811	483	18.6
1987	Dick Hempy, Otterbein	(5)	29	298	473	.630	228	271	.841	824	28.4
1986	Dick Hempy, Otterbein	(52)	29	216	326	.663	161	208	.774	593	20.5
1985	Dick Hempy, Otterbein	(41)	27	212	322	.658	117	149	.785	541	20.0
1984	Chris Russell, Kenyon	(22)	26	227	500	.454	131	176	.744	585	22.5
1983	Ron Stewart, Otterbein	(2)	24	297	600	.495	166	202	.821	760	31.7
1982	Ron Stewart, Otterbein	(3)	25	259	490	.529	117	148	.791	635	25.4
1981	Ron Stewart, Otterbein		32	282	559	.504	144	179	.804	708	22.1
1980	Scott Rogers, Kenyon	(5)	23	233	490	.476	112	138	.812	578	25.1
1979	Scott Rogers, Kenyon	(1)	24	289	566	.511	109	137	.796	687	28.6
1978	Scott Rogers, Kenyon	(14)	20	192	399	.481	99	116	.853	483	24.2
1977	Tim Appleton, Kenyon	(15)	19	175	322	.543	108	127	.850	458	24.1
1976	Tim Appleton, Kenyon	(11)	26	260	515	.505	132	163	.810	652	25.1
1975	Zettie Sims, Mt. Union	(11)	23	239	481	.497	64	84	.762	542	23.6
1974	Gene Ford, Muskingum	(34)	21	163	272	.599	131	170	.771	457	21.8
1973	Dean Martin, Baldwin-Wallace		24	219	459	.477	86	114	.754	524	21.8
1972	Marty Hunt, Kenyon	(34)	21	202	417	.482	122	157	.777	524	24.9
1971	Larry Baker, Wittenberg	(23)	24	264	592	.449	95	114	.833	629	26.2
1970	John Rinka, Kenyon	(1)	23	354	724	.484	234	263	.890	942	41.0
1969	John Rinka, Kenyon	(1)	26	340	656	.517	202	229	.882	882	33.9
1968	John Rinka, Kenyon	(6)	28	358	738	.485	175	210	.833	891	31.8
1967	Don Carlos, Otterbein	(26)	24	222	431	.515	173	214	.808	617	25.7
1966	Don Carlos, Otterbein	(18)	25	243	431	.563	225	274	.821	711	28.4
1965	Don Carlos, Otterbein	(17)	23	249	432	.576	145	186	.780	643	28.0
1964	Don Carlos, Otterbein	(18)	20	191	353	.541	156	193	.808	537	26.8
1963	Bob Walters, Baldwin-Wallace		26	219	541	.405	106	141	.752	544	20.9
1962	Jeff Slade, Kenyon	(33)	22	199	----	----	130	----	----	528	24.0
1961	Jeff Slade, Kenyon		19	----	----	----	----	----	----	433	22.8
1960	Jeff Slade, Kenyon	(33)	21	212	545	.389	90	157	.573	514	24.6

Individual Year-to-Year Leaders

Field-Goal Percentage Leaders (From 1960)

<u>Year</u>	<u>Player, School</u>	<u>FG</u>	<u>FGA</u>	<u>Pct.</u>
2005	Tori Davis, Baldwin-Wallace	202	333	.607
2004	Tyler Alexander, Capital	108	179	.603
2003	Sam Mikolajewski, Ohio Northern	98	149	.658
2002	Jeff Gibbs, Otterbein	281	421	.667
2001	Jeff Gibbs, Otterbein	192	301	.638
2000	Jeff Gibbs, Otterbein	162	264	.614
1999	Jeff Gibbs, Otterbein	123	202	.609
1998	Amara Toure', Baldwin-Wallace	180	285	.632
1997	Jason Hayes, Marietta+	184	271	.679
1996	Jason Hayes, Marietta	187	285	.656
1995	Neal Richards, Mount Union	153	242	.632
1994	Randy Linkous, Otterbein	158	267	.592
1993	Randy Linkous, Otterbein	139	207	.671
1992	Shannon Vickers, John Carroll	118	187	.631
1991	Scott Baxter, Capital+	164	226	.726
1990	Scott Baxter, Capital	112	178	.629
1989	Tom Abbitt, Otterbein	139	222	.626
1988	Jeff Ball, Muskingum	146	230	.625
1987	Dick Hempy, Otterbein	298	473	.630
1986	Dick Hempy, Otterbein	216	326	.663
1985	Dick Hempy, Otterbein	212	322	.658
1984	Dick Hempy, Otterbein	197	326	.604
1983	Byron Beard, Oberlin	159	264	.602
1982	Tracy Colston, Capital	148	243	.609
1981	John Champer, Mount Union	135	208	.649
1980	Gib Tecca, Wooster	175	327	.535
1979	Mike Kinnaird, Ohio Wesleyan	128	208	.615
1978	Mike Kinnaird, Ohio Wesleyan	148	230	.643
1977	Mike Kinnaird, Ohio Wesleyan	154	264	.583
1976	Preston Burroughs, Wooster	143	229	.624
1975	Harold Fails, Mount Union	83	138	.601
1974	Gene Ford, Muskingum	163	272	.599
1973	Gene Ford, Muskingum	152	257	.591
1972	Don Manly, Otterbein+	146	207	.707
1971	Don Manly, Otterbein	127	222	.575
1970	Russ Merrin, Capital	61	108	.565
1969	Dave Daniel, Ohio Wesleyan	68	121	.581
1968	Chuck McLaurin, Heidelberg	50	87	.575
1967	Bill Druckemiller, Denison	139	229	.607
1966	Don Carlos, Otterbein	243	431	.563
1965	Don Carlos, Otterbein	249	432	.576
1964	Bob Cherry, Wittenberg	---	---	.544
1963	Bill Gribble, Wooster	109	226	.482
1962	Bob Cherry, Wittenberg	108	204	.529
1961	Larry Washburn, Ohio Wesleyan	---	---	.521
1960	Bob Roy, Hiram	---	---	.563

+ NCAA National Field-Goal Percentage Champion

Free-Throw Percentage Leaders (From 1960)

<u>Year</u>	<u>Player, School</u>	<u>FT</u>	<u>FTA</u>	<u>Pct.</u>
2005	Greg Badenhop, Ohio Northern	102	115	.887
2004	Zach Ross, Muskingum	44	47	.936
2003	Justin Clifford, Muskingum	88	100	.880
2002	Shawn McCormick, B-W	74	80	.925
2001	Justin Clifford, Muskingum	58	62	.935
2000	Brent Cahill, Marietta	104	115	.904
1999	Scott Endsley, Mount Union	53	60	.883
1998	Zach Pauley, Marietta	89	101	.881
1997	Travis Robertson, Muskingum	69	66	.896
1996	Josh Murphy, Heidelberg	87	97	.897
1995	Matt Adams, Heidelberg	84	97	.866
1994	Steve Fleming, Hiram	121	139	.871
1993	Chad Young, Capital	53	57	.930
1992	Shaun Kearney, Capital	46	50	.920
1991	Larry Laisure, Otterbein	71	77	.922
1990	Jeff Wilson, Capital	64	68	.941
1989	Andy Moore, Muskingum	75	89	.843
1988	Bryan Kegerreis, Heidelberg	78	88	.886
1987	Stan Reineke, Ohio Northern	95	110	.864
1986	Glenn Haas, Heidelberg	82	90	.911
1985	Stan Reineke, Ohio Northern	87	96	.906
1984	Bill Doermann, Ohio Northern	65	75	.867
1983	Joe Glassco, Capital	62	68	.912
1982	Joe Glassco, Capital	71	79	.899
1981	Myron Dulkoski, Muskingum	105	118	.890
1980	Chris Franga, Denison	84	96	.875
	Mike Kimberley, Muskingum	84	96	.875
1979	Harry Thomas, Oberlin	65	71	.915
1978	Jerry Prestier, Baldwin-Wallace+	125	134	.933
1977	Rick White, Wittenberg	74	84	.881
1976	Dan Howell, Muskingum	46	51	.902
1975	Tim Appleton, Kenyon	119	139	.856
1974	Tim Appleton, Kenyon	93	110	.845
1973	Mark Humrichouser, Capital	47	56	.839
1972	Mike Grenert, Wooster	66	72	.917
1971	Clyde Lepley, Mount Union	53	60	.883
1970	John Rinka, Kenyon+	234	263	.890
1969	Russ Merrin, Capital	35	39	.897
1968	John Dunlop, Kenyon	203	229	.886
1967	Harry Reynolds, Muskingum	80	92	.870
1966	John Dunlop, Kenyon	188	219	.858
1965	Bob Logan, Wittenberg	---	---	.860
1964	Terry Marsh, Akron	---	---	.836
1963	Henry Fowler, Heidelberg	101	116	.871
1962	Sam Schubert, Heidelberg	77	93	.827
1961	Tom Gibson, Heidelberg	---	---	.847
1960	Richard Neal, Akron	---	---	.831

+ NCAA National Free-Throw Percentage Champion

Individual Year-to-Year Leaders

Rebounding Leaders (From 1961)

Year	Player, School	G	RBS	RPG
2005	Thad Davis, Baldwin-Wallace	29	331	11.4
2004	Thad Davis, Baldwin-Wallace	26	271	10.4
2003	Lucas Messer, Heidelberg	26	233	9.0
2002	Jeff Gibbs, Otterbein	32	523	16.3
2001	Jeff Gibbs, Otterbein	25	390	15.6
2000	Jeff Gibbs, Otterbein	23	307	13.3
1999	Jesse DuPerow, Marietta	25	245	9.8
1998	Jason Dutcher, Otterbein	27	250	9.3
1997	Kevin Braaten, Baldwin-Wallace	25	319	12.8
1996	Kevin Braaten, Baldwin-Wallace	28	372	13.3
1995	Kevin Braaten, Baldwin-Wallace	28	373	13.3
1994	Willis Brown, Baldwin-Wallace	26	288	11.1
1993	John Lampe, Hiram	25	241	9.6
1992	John Lampe, Hiram	27	305	11.2
1991	John Lampe, Hiram	25	242	9.6
1990	Jim Gimeson, Muskingum	21	192	9.1
1989	Brad Baldrige, Wittenberg	30	302	10.1
1988	Tom Weller, Wittenberg	27	228	8.4
1987	Dick Hempy, Otterbein	29	338	11.7
1986	Dick Hempy, Otterbein	29	282	9.7
1985	Bob Scelza, Baldwin-Wallace	27	319	11.8
1984	Bob Scelza, Baldwin-Wallace	18	192	10.7
1983	Leroy Sizemore, Heidelberg	27	246	9.1
1982	Stan Mories, Ohio Northern	29	272	9.4
1981	Stan Mories, Ohio Northern	26	266	10.2
1980	Marc White, Denison	23	236	10.6
1979	George Thieman, Ohio Northern	25	266	10.6
1978	Brad Longberry, Ohio Northern	25	288	11.5
1977	Brad Longberry, Ohio Northern	26	331	12.7
1976	Merlin Friend, Oberlin	27	331	12.3
1975	Jeff Faloba, Marietta	23	242	10.5
1974	Ed Lawrence, Mount Union	26	329	12.7
1973	Ed Lawrence, Mount Union	25	275	11.0
1972	Tom Barnes, Marietta	21	267	12.7
1971	Mike Stumpf, Capital	25	309	12.4
1970	Tim Baab, Wooster	25	334	13.4
1969	Ted Johnson, Baldwin-Wallace	27	400	14.8
1968	Dick Fox, Kenyon	28	423	15.1
1967	Bill Druckemiller, Denison	18	289	16.1
1966	Don Carlos, Otterbein	25	393	15.7
1965	Ken Rowan, Hiram	22	375	17.0
1964	Don Carlos, Otterbein	20	323	16.2
1963	Larry Washburn, Ohio Wesleyan	24	373	15.5
1962	Jeff Slade, Kenyon	22	322	14.6
1961	Jeff Slade, Kenyon	19	268	14.1

OAC Year-to-Year Individual

Three-Point Per Game Leaders (From 1987)

Year	Player, School	G	FGM	FG/G
2005	Craig Stewart, Marietta	25	85	3.40
2004	Brad Gerard, Mount Union	28	82	2.93
2003	Aaron Fries, Ohio Northern	27	89	3.30
2002	Aaron Fries, Ohio Northern	25	83	3.32
2001	Pat Noles, Otterbein	25	78	3.12
2000	Pat Noles, Otterbein	27	90	3.33
1999	Kevin Weakley, Otterbein	29	100	3.45
1998	Jeremy Thompson, Ohio Northern	25	82	3.28
1997	Kevin Troyer, Muskingum	26	71	2.73
1996	J.J. Richardson, John Carroll	27	77	2.85
1995	Matt Adams, Heidelberg	28	94	3.36
1994	Chad Coconis, Capital	25	89	3.56

Assists Leaders (From 1975)

Year	Player, School	G	Asts	APG
2005	Tom Harrington, Baldwin-Wallace	29	168	5.79
2004	Tom Harrington, Baldwin-Wallace	26	139	5.35
2003	Clay Sanders, Mount Union	27	152	5.63
2002	Richard Jackson, Mount Union	27	176	6.52
2001	Chad Dresbach, Otterbein	25	153	6.12
2000	Richard Jackson, Mount Union	24	128	5.33
1999	Kevin Sensabaugh, Ohio Northern	28	171	6.1
1998	Kevin Weakley, Otterbein	27	161	6.0
1997	David Pfundstein, John Carroll	27	176	6.5
1996	Mike Murray, Mount Union	25	140	5.6
1995	Mike Murray, Mount Union	26	153	5.9
1994	Kelley McClure, Otterbein	28	207	7.4
1993	Steve Fleming, Hiram	25	177	7.1
1992	Steve Fleming, Hiram	27	186	6.9
1991	James Bradley, Otterbein	33	187	5.7
1990	Marty Kimbrough, Heidelberg	27	173	6.4
1989	Marty Kimbrough, Heidelberg	27	177	6.6
1988	Brett Steele, Muskingum	30	198	6.6
1987	Steve Brown, Otterbein	29	150	5.2
1986	Frank Gioffre, Otterbein	25	171	6.8
1985	Ray Zawadzki, Otterbein	27	227	8.4
1984	Johnny Hawkins, Oberlin	27	185	6.9
1983	Brett Freshour, Heidelberg	28	173	6.2
1982	Brett Freshour, Heidelberg	29	171	5.9
1981	Brett Freshour, Heidelberg	26	170	6.5
1980	Dave Fries, Wooster	24	132	5.5
1979	Kirk Williamson, O. Wesleyan	24	151	6.3
1978	Pete Liptrap, Muskingum	22	121	5.5
1977	Doug Addis, Otterbein	24	150	6.3
1976	Steve Scott, Denison	23	211	9.2
1975	Steve Scott, Denison	22	176	8.0

Three-Point Percentage Leaders (From 1987)

Year	Player, School	FGM	FGA	Pct.
2005	Zach Broermann, Wilmington	34	76	.447
2004	Zach Ross, Muskingum	60	138	.435
2003	Tom Harrington, Baldwin-Wallace	41	86	.477
2002	Jason Pecjak, John Carroll	32	68	.471
2001	Ron Powers, Mount Union	62	122	.508
2000	Andy Connell, Muskingum	82	175	.469
1999	John Maleski-Ferguson, Muskingum	62	131	.473
1998	Mike Springer, Baldwin-Wallace	56	112	.500
1997	Josh Murphy, Heidelberg	36	69	.522
1996	Joey Bigler, John Carroll	54	111	.486
1995	Matt Adams, Heidelberg	94	188	.500
1994	Ben Russell, Ohio Northern	34	65	.523
1993	Doug Dickerson, Baldwin-Wallace	85	162	.525
1992	Nick Gutman, Otterbein	56	112	.500
1991	Larry Laisure, Otterbein	40	84	.476
1990	Dan Priest, Ohio Northern	35	71	.493
1989	Shawn Allen, Ohio Northern	38	85	.447
1988	Rick Brown, Muskingum	71	125	.568
1987	Tom Lanier, Capital	49	97	.505
1993	Doug Dickerson, Baldwin-Wallace	26	85	3.27
1992	Larry Laisure, Otterbein	31	70	2.26
1991	John Huskey, Capital	27	68	2.52
1990	Rick Brown, Muskingum	30	102	3.40
1989	Rick Brown, Muskingum	26	72	2.77
1988	Rick Brown, Muskingum	30	71	2.37
1987	Tom Lanier, Capital	27	49	1.81

Team Year-to-Year Leaders

Team Leaders (From 1960)

Offense					Defense				
<u>Year</u>	<u>School</u>	<u>G</u>	<u>Pts.</u>	<u>Avg.</u>	<u>Year</u>	<u>School</u>	<u>G</u>	<u>Pts.</u>	<u>Avg.</u>
2005	Marietta	25	2461	98.4	2005	Muskingum	27	1765	65.4
2004	John Carroll	33	2553	77.4	2004	Muskingum	27	1632	60.4
2003	John Carroll	29	2283	78.7	2003	Capital	28	1770	63.2
2002	Otterbein	33	2787	84.5	2002	Capital	28	1859	66.4
2001	John Carroll	26	2006	77.2	2001	Ohio Northern	31	2030	65.5
2000	Otterbein	27	2111	78.2	2000	Muskingum	25	1628	65.1
1999	Otterbein	29	2349	81.0	1999	Muskingum	26	1695	65.2
1998	Ohio Northern	25	2001	80.0	1998	Muskingum	25	1726	69.0
1997	John Carroll	27	2119	78.5	1997	Muskingum	26	1650	63.5
1996	John Carroll	27	2107	78.0	1996	Marietta	28	1785	63.8
1995	Ohio Northern	28	2132	76.1	1995	Muskingum	27	1791	66.3
1994	John Carroll	26	2208	84.9	1994	Ohio Northern	25	1678	67.1
1993	Otterbein	29	2317	79.9	1993	Ohio Northern	30	1821	60.7
1992	Otterbein	31	2651	85.5	1992	Ohio Northern	27	1541	57.1
1991	Otterbein	33	2924	88.6	1991	Ohio Northern+	27	1508	55.9
1990	Otterbein	29	2347	80.9	1990	Ohio Northern	26	1617	62.2
1989	Witt. & Otterbein	30	2295	76.5	1989	Wittenberg	30	1801	60.0
1988	Heidelberg	27	1993	73.8	1988	Ohio Northern+	30	1734	57.8
1987	Otterbein	29	2330	80.3	1987	Muskingum+	27	1454	53.9
1986	Otterbein	31	2469	79.6	1986	Ohio Northern	27	1377	51.0
1985	Otterbein	27	2149	79.6	1985	Ohio Northern	26	1444	55.5
1984	Heidelberg	31	2429	78.4	1984	Ohio Northern	26	1290	49.6
1983	Baldwin-Wallace	25	1958	78.3	1983	Ohio Northern+	26	1369	52.7
1982	Otterbein	25	2082	83.3	1982	Muskingum	27	1517	56.2
1981	Baldwin-Wallace	28	2355	84.1	1981	Wittenberg	31	1712	55.2
1980	Ohio Northern	29	2276	78.4	1980	Muskingum	27	1539	57.0
1979	Wooster	28	2306	82.4	1979	Muskingum	22	1292	58.7
1978	Mount Union	26	2141	82.3	1978	Muskingum	23	1407	61.2
1977	Ohio Wesleyan	24	1860	77.5	1977	Muskingum	28	1763	63.0
1976	Otterbein	27	2041	75.6	1976	Wittenberg	29	1617	55.8
1975	Mount Union	23	1751	76.1	1975	Muskingum	23	1260	54.8
1974	Mount Union	26	2103	80.9	1974	Muskingum	22	1118	50.8
1973	Capital	27	2068	76.6	1973	Muskingum	23	1180	51.3
1972	Capital	24	2033	84.7	1972	Wittenberg	25	1553	62.1
1971	Mount Union	23	2028	88.2	1971	Wittenberg	24	1587	66.1
1970	Kenyon	23	2271	98.7	1970	Wittenberg	26	1583	60.9
1969	Kenyon	26	2397	92.1	1969	Wittenberg	25	1545	61.8
1968	Kenyon	28	2762	98.1	1968	Wittenberg	26	1681	64.6
1967	Kenyon	22	1847	83.9	1967	Wittenberg	24	1494	62.2
1966	Akron	28	2277	81.3	1966	Wooster	23	1415	61.5
1965	Capital	21	1647	78.0	1965	Wittenberg	22	1248	56.7
1964	Baldwin-Wallace	23	1796	78.1	1964	Wittenberg+	23	1186	51.6
1963	Baldwin-Wallace	26	1942	74.7	1963	Wittenberg+	28	1285	45.9
1962	Marietta	20	1398	69.9	1962	Wittenberg+	26	1098	41.9
1961	Akron	25	2005	80.2	1961	Wittenberg+	29	1270	43.7
1960	Wooster	25	1952	78.1	1960	Wittenberg+	24	1122	46.8

+NCAA National Defense Leader

Team Year-to-Year Leaders

OAC Year-to-Year Team Rebounding Leaders (From 1964)

<u>Year</u>	<u>Team</u>	<u>Margin</u>	<u>Year</u>	<u>Team</u>	<u>Margin</u>	<u>Year</u>	<u>Team</u>	<u>Margin</u>
2005	Otterbein	+7.7	1990	Baldwin-Wallace	+ 5.8	1976	Wittenberg	+ 9.4
2004	Capital	+5.1	1989	Wittenberg	+ 7.6	1975	Denison	+ 6.0
2003	Capital	+6.0	1988	Wittenberg	+ 6.0	1974	Mount Union	+13.0
2002	Otterbein	+11.7	1987	Wittenberg	+ 8.2	1973	Capital	+ 9.6
2001	Ohio Northern	+8.9	1986	Wittenberg	+ 8.0	1972	Capital	+10.5
2000	John Carroll	+4.0	1985	Wittenberg	+ 5.7	1971	Wooster	+ 9.2
1999	John Carroll	+6.1	1984	Wittenberg	+ 4.8	1970	Wittenberg	#.548
1998	John Carroll	+3.9	1983	Wittenberg	+ 9.8	1969	Marietta	#.553
1997	Baldwin-Wallace	+5.9	1982	Ohio Northern	+ 6.3	1968	Kenyon	#.559
1996	Ohio Northern	+ 4.5	1981	Wittenberg	+ 8.1	1967	Otterbein	#.562
1995	Ohio Northern	+ 7.6	1980	Wittenberg	+ 8.1	1966	Wooster	#.581
1994	Heidelberg	+ 6.7	1979	Heidelberg	+ 9.0	1965	Marietta	#.565
1993	John Carroll	+ 5.0	1978	Heidelberg	+ 8.7	1964	Marietta	#.537
1992	Baldwin-Wallace	+ 6.6	1977	Wittenberg	+ 6.0			
1991	Baldwin-Wallace	+ 6.9						

Prior to the 1970-71 season, team rebounding was ranked by the percentage of rebounds taken.

Field-Goal Percentage Leaders (From 1961)

<u>Year</u>	<u>Team</u>	<u>FG</u>	<u>FGA</u>	<u>Pct.</u>
2005	Baldwin-Wallace	852	1679	.507
2004	Mount Union	787	1584	.497
2003	Otterbein	703	1432	.491
2002	Otterbein	999	1972	.507
2001	Baldwin-Wallace	657	1348	.487
2000	Muskingum	658	1334	.493
1999	Otterbein	853	1753	.487
1998	John Carroll	839	1697	.494
1997	Mount Union	837	1711	.489
1996	Otterbein	667	1425	.468
1995	Otterbein	711	1436	.495
1994	Otterbein	817	1614	.506
1993	Otterbein	851	1651	.515
1992	Otterbein	1001	1917	.522
1991	Otterbein+	1104	2050	.539
1990	Baldwin-Wallace	705	1444	.488
1989	Capital	722	1405	.514
1988	Capital	701	1301	.539
1987	Otterbein	845	1633	.517
1986	Otterbein	943	1758	.536
1985	Otterbein	835	1511	.553
1984	Otterbein	785	1490	.527
1983	Muskingum	643	1187	.542
1982	Capital	844	1547	.546
1981	Capital	784	1496	.524
1980	Muskingum	641	1226	.523
1979	Marietta	700	1371	.511
1978	Capital	751	1484	.506
1977	Wittenberg	830	1646	.504
1976	Ohio Wesleyan	710	1448	.490
1975	Muskingum	526	1067	.493
1974	Muskingum+	560	1056	.530
1973	Muskingum	599	1151	.521
1972	Capital	819	1575	.520
1971	Capital	839	1636	.513
1970	Capital	765	1534	.498
1969	Kenyon	907	1855	.488
1968	Denison	659	1390	.474
1967	Baldwin-Wallace	1002	2182	.459
1966	Akron	922	2015	.458
1965	Ohio Wesleyan	651	1447	.450
1964	Wittenberg	—	—	.486
1963	Hiram	692	1419	.443
1962	Wittenberg	533	1209	.441
1961	Ohio Wesleyan	—	—	.435

+NCAA National Field-Goal Percentage Leader

Free-Throw Percentage Leaders (From 1961)

<u>Year</u>	<u>Team</u>	<u>FT</u>	<u>FTA</u>	<u>Pct.</u>
2005	Muskingum	399	530	.753
2004	Baldwin-Wallace	453	608	.745
2003	Ohio Northern	302	405	.746
2002	Muskingum	291	373	.780
2001	Muskingum	319	417	.765
2000	Ohio Northern	431	570	.756
1999	Otterbein	472	629	.750
1998	Baldwin-Wallace	525	710	.739
1997	Hiram	367	489	.751
1996	Heidelberg	310	418	.742
1995	Baldwin-Wallace+	454	582	.780
1994	Otterbein	483	634	.762
1993	Heidelberg	463	621	.746
1992	Baldwin-Wallace	456	605	.754
1991	Otterbein	540	699	.773
1990	Muskingum	482	634	.760
1989	Capital	401	538	.745
1988	Capital+	377	473	.797
1987	Otterbein	555	738	.752
1986	Heidelberg+	375	489	.767
1985	Capital	351	466	.753
1984	Wittenberg	430	581	.741
1983	Marietta	486	632	.769
1982	Otterbein+	458	589	.778
1981	Muskingum	457	604	.757
1980	Denison+	377	478	.789
1979	Marietta+	364	460	.791
1978	Marietta	340	451	.754
1977	Kenyon	352	459	.767
1976	Wittenberg	311	423	.735
1975	Muskingum+	298	379	.786
1974	Muskingum	259	343	.755
1973	Muskingum	335	461	.726
1972	Otterbein	543	712	.763
1971	Mount Union	460	531	.753
1970	Wooster+	571	714	.800
1969	Kenyon+	583	727	.801
1968	Kenyon+	684	858	.797
1967	Kenyon	487	626	.777
1966	Mount Union	479	624	.768
1965	Wittenberg	—	—	.751
1964	Otterbein	—	—	.731
1963	Capital	345	481	.717
1962	Heidelberg	326	451	.712
1961	Marietta	—	—	.730

+NCAA National Free-Throw Percentage Leader

OAC Basketball Records Section

OAC Career Scoring Leaders (1,500 or more career points)

<u>Pts.</u>	<u>Player, School</u>	<u>Years</u>	<u>Pts.</u>	<u>Player, School</u>	<u>Years</u>
3,251	John Rinka, Kenyon	1966-70	1,702	Chris Reichert, Heidelberg	1975-79
2,549	Ron Stewart, Otterbein	1979-83	1,700	Terry Deems, Wittenberg	1955-59
2,543	Don Carlos, Otterbein	1963-66	1,688	Mark Davis, Marietta	1951-55
2,439	Dick Hempy, Otterbein	1983-87	1,677	Mike Stumpf, Capital	1969-73
2,370	Tom Dinger, Wooster	1967-71	1,666	Kevin Weakley, Otterbein	1995-99
2,306	Nick Gutman, Otterbein	1990-94	1,652	Ted Johnson, Baldwin-Wallace	1965-69
2,156	John Dunlop, Kenyon	1965-69	1,651	Vic Guerrieri, Oberlin	1968-72
2,149	Scott Rogers, Kenyon	1976-80	1,649	Tim Casey, Wittenberg	1982-85
2,062	Tim Appleton, Kenyon	1973-77	1,643	Jud Millhon, Ohio Wesleyan	1948-51
2,062	Dean Martin, Baldwin-Wallace	1969-73	1,631	Larry Baker, Wittenberg	1968-71
1,978	Jeremy Thompson, Ohio Northern	1997-00	1,627	Shelley Waters, Baldwin-Wallace	1978-82
1,973	Steve Iannarino, Wittenberg	1983-87	1,612	Jack Hawken, Wittenberg	1953-56
1,948	Jesse DuPerow, Marietta	1998-02	1,594	Dan Thomas, Wooster	1956-60
1,924	Jeff Gibbs, Otterbein	1998-02	1,591	Jim Smith, Kenyon	1968-72
1,921	Thad Davis, Baldwin-Wallace	2001-04	1,589	Rick Brown, Muskingum	1986-90
1,918	Jim Conrad, Ohio Northern	2001-04	1,587	Claudie Johnson, Heidelberg	1982-85
1,905	Barry Clemens, Ohio Wesleyan	1961-65	1,582	Mike McKinney, Otterbein	1982-86
1,871	Andy Moore, Muskingum	1988-92	1,575	D'Artis Jones, Ohio Northern	1993-95
1,868	John Bufford, John Carroll	1990-94	1,571	Tom Lanier, Capital	1985-89
1,867	Kevin Braaten, Baldwin-Wallace	1993-97	1,561	Steve Allison, Wittenberg	1985-89
1,865	Shawn McCormick, Bald.-Wallace	2000-03	1,559	Jimmy Jones, Oberlin	1973-77
1,837	Charles Claggett, Denison	1966-70	1,559	Jason Schefft, Baldwin-Wallace	1997-02
1,833	Jerry Dennis, Otterbein	1988-92	1,558	Mitch Miracle, Marietta	1975-79
1,760	Lucas Messer, Heidelberg	2001-04	1,557	Ricky Lee, Capital	1975-79
1,748	John Lampe, Hiram	1989-93	1,546	Mike Kinnaird, Ohio Wesleyan	1975-79
1,742	Jeff Slade, Kenyon	1958-62	1,544	Marty Hunt, Kenyon	1968-72
1,739	Tyrone Curtis, Wittenberg	1977-81	1,532	Lennie Nelson, Muskingum	1955-59
1,729	Jim Warstler, Hiram	1963-67	1,524	Carl Wolfe, Marietta	1959-63
1,719	Aaron Shipp, Mount Union	1994-98	1,522	Lou Mitchell, Denison	1953-57
1,719	Jason Hayes, Marietta	1993-97	1,509	Harvey Hopson, Baldwin-Wallace	1965-69
1,718	Matt Adams, Heidelberg	1992-95	1,506	Pat Koester, Ohio Northern	1976-80
1,717	Gene Ford, Muskingum	1970-74			

OAC Career Rebounding Leaders (800 or more rebounds)

<u>Rebounds</u>	<u>Player, School</u>	<u>Years</u>	<u>Rebounds</u>	<u>Player, School</u>	<u>Years</u>
1,522	Terry Deems, Wittenberg	1955-59	1,032	Dave Guldin, Wooster	1961-65
1,496	Jeff Gibbs, Otterbein	1998-2002	1,020	Tom Gustin, Wooster	1952-55
1,418	Don Carlos, Otterbein	1963-67	1,001	John Lampe, Hiram	1989-93
1,360	Fred Golding, Akron	1956-59	987	Jesse DuPerow, Marietta	1998-2002
1,320	Kevin Braaten, Baldwin-Wallace	1993-97	986	Thad Davis, Baldwin-Wallace	2001-04
1,300	Jud Millhon, Ohio Wesleyan	1948-51	985	Jack Marks, Marietta	1962-66
1,286	Larry Washburn, Ohio Wesleyan	1960-64	977	Pat Beasley, Wittenberg	1969-73
1,230	Barry Clemens, Ohio Wesleyan	1961-65	971	Stan Mories, Ohio Northern	1978-82
1,210	Lou Mitchell, Denison	1953-57	953	Mike Outcalt, Capital	1955-58
1,197	Mike Stumpf, Capital	1969-73	951	Jeff Faloba, Marietta	1973-77
1,078	Dick Hempy, Otterbein	1983-87	950	Barry Ring, Mount Union	1970-74
1,063	Dean Martin, Baldwin-Wallace	1969-73	943	Art Clark, Marietta	1972-76
1,055	Ken Rowen, Hiram	1961-65	930	Tim Appleton, Kenyon	1973-77
1,050	Jason Hayes, Marietta	1993-97	923	Bill Michael, Ohio Wesleyan	1951-54
1,043	Chris Reichert, Heidelberg	1975-79	886	Thurm Riddle, Mount Union	1961-65
1,036	Brad Longberry, Ohio Northern	1974-78			

OAC Career Miscellaneous Records

Most Assists 613 ... Jerry Dennis, Otterbein .. 1988-92
Most Steals 256 ... Jerry Dennis, Otterbein .. 1988-92
 256 ... Kevin Weakley, Otterbein 1995-99
Most Blocked Shots .. 268 ... Jeff Gibbs, Otterbein .. 1998-2002

Most Three-Point Field-Goal Attempts
 602 Kevin Weakley, Otterbein 1995-99
Most Three-Point Field Goals Made
 275 Matt Adams, Heidelberg 1992-95

OAC Basketball Records Section

Single-Game Individual Records

Category	No.	Player, School (vs. Opponent)	Season
Most Points	69	John Rinka, Kenyon (vs. Wooster)	1969-70
Field Goals Attempted	43	John Rinka, Kenyon (vs. Wooster)	1969-70
Field Goals Made	27	John Rinka, Kenyon (vs. Wooster)	1969-70
Field Goal Percentage(10 or more)	1.000 (11-11)	Amara Toure', Baldwin-Wallace (vs. Bethany)	1997-98
	1.000 (11-11)	Jason Dutcher, Otterbein (vs. Heidelberg)	1999-00
a-Free Throws Attempted	29	John Leohner, Otterbein (vs. Ohio Wesleyan)	1958-59
a-Free Throws Made	25	John Leohner, Otterbein (vs. Ohio Wesleyan)	1958-59
b-Free Throws Attempted	21	Ron Stewart, Otterbein (vs. Wooster)	1979-80
	21	Geron Tate, Capital (vs. Ohio Dominican)	2001-02
b-Free Throws Made	18	Ron Stewart, Otterbein (vs. Wooster)	1979-80
	18	Geron Tate, Capital (vs. Ohio Dominican)	2001-02
Free Throw Pct. (min. 12 made) ...	1.000 (18-18)	Henry Fowler, Heidelberg (vs. Akron)	1962-63
Most Rebounds	36	Don DeJong, Denison (vs. Otterbein)	1951-52
Most Assists	19	Brett Freshour, Heidelberg (vs. Otterbein)	1980-81
Most Steals	10	Josh Jakacki, Hiram (vs. Gannon)	1997-98
	10	Kelley McClure, Otterbein (vs. MacMurray)	1995-96
Most Blocked Shots	10	Brad Baldrige, Wittenberg (vs. Heidelberg)	1988-89
	10	John Lampe, Hiram (vs. Thiel)	1991-92
Most Three-Point Field Goals Attempted	20	Craig Stewart, Marietta (vs. Baldwin-Wallace)	2004-05
	20	Aaron Fries, Ohio Northern (vs. Wilmington)	2002-03
Most Three-Point Field Goals Made	11	Ottmas Richards, Marietta (vs. Baldwin-Wallace)	2002-03
Three-Point FG% (min. 10 attempts)	.667 (8-12)	Justin Clifford, Muskingum (vs. Malone)	2002-03

Single-Game Team Records

Category	No./Pct.	School (vs. Opponent)	Season
Most Points	141	Ohio Northern vs. Midwestern Baptist	1978-79
Most Points, two teams	256	Heidelberg 136, Marietta 120	2004-05
Field Goals Attempted	133	Denison vs. Rio Grande	1949-50
Field Goals Made	66	Ohio Northern vs. Midwestern Baptist	1978-79
Field-Goal Percentage	.794	Muskingum vs. Kenyon	1982-83
a-Free Throws Attempted	69	Akron vs. Marietta	1956-57
a-Free Throws Made	50	Denison vs. Capital	1956-57
b-Free Throws Attempted	55	Wittenberg vs. Heidelberg	1979-80
b-Free Throws Made	43	Capital vs. Va. Wesleyan	1981-82
Free Throw Pct. (min. 15 made) ...	1.000 (19-19)	Marietta vs. Ohio Northern	2001-02
	1.000 (17-17)	Muskingum vs. Otterbein	2003-04
Most Rebounds	93	Akron vs. Baldwin-Wallace	1963-64
Most Assists	39	Capital vs. Marietta	2004-05
Most Steals	21	Marietta vs. Otterbein	2004-05
Most Blocked Shots	11	Ohio Northern vs. Heidelberg	2003-04
Three-Pointers Attempted	63	Marietta vs. Baldwin-Wallace	2004-05
Three-Pointers Made	19	Wilmington vs. Baldwin-Wallace	2003-04
	19	Marietta vs. Kenyon, vs. B-W, vs. MUSK, vs. OTT	2004-05
Three-Point FG% (min. 15 attempts)	.702 (19-27)	Wilmington vs. Baldwin-Wallace	2003-04

a- Records established before the 1972-73 season.

b- Records established since the 1972-73 season when the common foul free throw rule went into effect.

Miscellaneous Records

Most Overtime Games Played

5..... Muskingum, 1994-95

Most Overtime OAC Games Played

4..... Muskingum, 1994-95

Most Consecutive OT OAC Games Played

5..... Muskingum, 1994-95

Longest Game Played

5 OT Marietta vs. Capital (1948-49)

5 OT Muskingum vs. Capital (1979-80)

Most Consecutive Field Goals Made

24..... Todd Richards, Mount Union 1999-2000
also NCAA DIII record

Consecutive Free Throws Made

52..... Jerry Prestier, Baldwin-Wallace 1977-78

OAC Basketball Records Section

Single-Season Individual Records

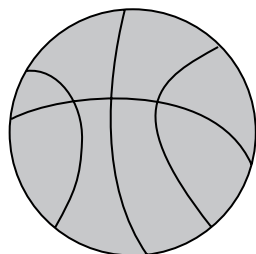
Category	No./Pct.	Player, School	Season
Most Points	942	John Rinka, Kenyon	1969-70
Scoring Average	41.0	John Rinka, Kenyon	1969-70
Field Goals Attempted	738	John Rinka, Kenyon	1967-68
Field Goals Made	358	John Rinka, Kenyon	1967-68
Field-Goal Percentage	.726	Scott Baxter, Capital	1990-91
a-Free Throws Attempted	274	Don Carlos, Otterbein	1965-66
a-Free Throws Made	234	John Rinka, Kenyon	1969-70
a-Free-Throw Percentage	.890	John Rinka, Kenyon	1969-70
b-Free Throws Attempted	262	Jeff Gibbs, Otterbein	2001-02
b-Free Throws Made	190	Jeff Gibbs, Otterbein	2001-02
b-Free-Throw Percentage	.941	Jeff Wilson, Capital	1989-90
Most Rebounds	523	Jeff Gibbs, Otterbein	2001-02
Rebound Average	20.7	Terry Deems, Wittenberg	1956-57
Most Assists	227	Ray Zawadzki, Otterbein	1984-85
Assist Average	9.2	Steve Scott, Denison	1975-76
Most Steals	102	Brent Cahill, Marietta	1999-00
Most Blocked Shots	114	Troy Hitchcock Heidelberg	1985-86
Most Three-Point Field Goals Attempted	250	Craig Stewart, Marietta	2004-05
Most Three-Point Field Goals Made	100	Kevin Weakley, Otterbein	1998-99
Three-Point FG%	.568 (71-125)	Rick Brown, Muskingum	1987-88

Single-Season Team Records

Category	No./Pct.	School (vs. Opponent)	Season
Most Points	2,924	Otterbein	1990-91
Scoring Average	98.7	Kenyon	1969-70
Field Goals Attempted	2,200	Kenyon	1967-68
Field Goals Made	1,104	Otterbein	1990-91
Field-Goal Percentage	.553	Otterbein	1984-85
a-Free Throws Attempted	904	Marietta	1954-55
a-Free Throws Made	684	Kenyon	1967-68
a-Free-Throw Percentage	.801	Kenyon	1968-69
b-Free Throws Attempted	773	Otterbein	2001-02
b-Free Throws Made	591	Otterbein	2001-02
b-Free-Throw Percentage	.791	Marietta	1978-79
Most Rebounds	1,368	Otterbein	2001-02
Rebound Average	65.2	Akron	1956-57
Three-Pointers Attempted	1174	Marietta	2004-05
Three-Pointers Made	358	Marietta	2004-05
Three-Point FG% (min. 150 made)	.400	Marietta	1988-89

a- Records established before 1972-73 season. Individual minimum: 100 attempts.

b- Records established since 1972-73. Individual minimum: 2 FT's made per team game.



NCAA DIVISION III MEN'S BASKETBALL TOURNAMENT

March 2 - First Rounds
 March 4 - Second Rounds
 March 10-11 - Sectionals
 March 17-18 - Finals

First & Second Rounds and Sectionals
 at Highest Seed's Site
 Finals at Salem Civic Center -- Salem, VA



OAC Tournament Records/All-time OAC Tournament Results

Composite Records of Conference Schools in the OAC Tournament

School	Years	Won	Lost	Pct.	Div. Crowns#	Runner- Ups	OAC Champs
uAkron	8	26	4	.867	7	4	4
Baldwin-Wallace	43	41	39	.513	4	4	4
Capital	45	38	43	.469	1	3	2
uDenison	24	13	23	.361	1	0	1
Heidelberg	44	33	44	.429	1	5	0
uHiram	22	7	22	.241	0	0	0
John Carroll	16	14	15	.483	0	1	2
uKent State	1	1	1	.500	0	1	0
uKenyon	24	13	24	.351	1	1	0
Marietta	44	24	45	.349	0	2	0
Mount Union	46	23	45	.338	1	2	1
Muskingum	45	40	43	.482	1	2	3
uOberlin	24	22	22	.500	3	1	2
Ohio Northern	31	35	26	.574	2	3	5
uOhio Wesleyan	25	10	25	.286	0	0	0
Otterbein	45	64	37	.634	4	8	8
uWittenberg	30	71	16	.816	16	6	14
uWooster	24	23	22	.511	4	3	1
Wilmington	5	0	5	.000	0	0	0

Divisional tournament play was conducted from 1960-82.

u Withdrawn from the Ohio Athletic Conference.

2005

Quarterfinals

#1 John Carroll 75, #8 Wilmington 67
#7 Mount Union 95, #2 Capital 75
#6 Baldwin-Wallace 78, #3 Otterbein 76 (OT)
#5 Muskingum 81, #4 Ohio Northern 63

Semifinals

#1 John Carroll 70, #5 Muskingum 67 (OT)
#6 Baldwin-Wallace 82, #7 Mount Union 50

Championship

#6 Baldwin-Wallace 82, #1 John Carroll 77

2004

First Round

#7 Muskingum 65, #10 Wilmington 60
#9 Heidelberg 65, #8 Marietta 50

Quarterfinals

#1 John Carroll 73, #9 Heidelberg 46
#2 Otterbein 73, #7 Muskingum 60
#6 Mount Union 80, #3 Baldwin-Wallace 74
#4 Ohio Northern 77, #5 Capital 68

Semifinals

#1 John Carroll 79, #4 Ohio Northern 62
#6 Mount Union 82, #2 Otterbein 73

Championship

#1 John Carroll 76, #6 Mount Union 74

2003

First Round

#7 Muskingum 73, #10 Wilmington
#8 Marietta 78, #9 Heidelberg 72

Quarterfinals

#1 John Carroll 90, #8 Marietta 76
#2 Capital 57, #7 Muskingum 40
#3 Mount Union 67, #6 Baldwin-Wallace 58
#5 Ohio Northern 74, #4 Otterbein 65

Semifinals

#1 John Carroll 86, #5 Ohio Northern 73
#2 Capital 62, #3 Mount Union 56

Championship

#1 John Carroll 94, #2 Capital 86

2002

First Round

#10 Baldwin-Wallace 77, #7 Muskingum 66
#8 Heidelberg 73, #9 Wilmington 59

Quarterfinals

#1 Otterbein 78, #8 Heidelberg 69
#2 Capital 83, #10 Baldwin-Wallace 59
#3 Mount Union 84, #6 Marietta 72
#4 Ohio Northern 74, #5 John Carroll 73

Semifinals

#1 Otterbein 91, #4 Ohio Northern 59
#2 Capital 80, #3 Mount Union 63

Championship

#1 Otterbein 69, #2 Capital 67

2001

First Round

#7 Muskingum 99, #10 Wilmington 75
#9 Heidelberg 64, #8 Marietta 62 (OT)

Quarterfinals

#1 Ohio Northern 79, #9 Heidelberg 70
#7 Muskingum 79, #2 Mount Union 70
#6 John Carroll 78, #3 Baldwin-Wallace 75
#4 Capital 87, #5 Otterbein 81

Semifinals

#1 Ohio Northern 71, #4 Capital 64
#7 Muskingum 76, #6 John Carroll 61

Championship

#1 Otterbein 69, #7 Muskingum 64

2000

First Round

#8 Mount Union 68, #9 Capital 58

Quarterfinals

#1 Ohio Northern 86, #8 Mount Union 66
#2 Otterbein 89, #7 Heidelberg 81
#6 John Carroll 91, #3 Muskingum 89 (OT)
#5 Baldwin-Wallace 80, #4 Marietta 74 (OT)

Semifinals

#1 Ohio Northern 79, #5 Baldwin-Wallace 66
#2 Otterbein 82, #6 John Carroll 77

Championship

#1 Ohio Northern 78, #2 Otterbein 69

1999

First Round

#7 Muskingum 72, #10 Hiram 42
#9 Mount Union 79, #8 Marietta 67

Quarterfinals

#1 Ohio Northern 80, #8 Mount Union 58
#2 John Carroll 67, #7 Muskingum 63
#4 Otterbein 95, #6 Heidelberg 70
#5 Baldwin-Wallace 77, #4 Capital 75

Semifinals

#1 Ohio Northern 93, #5 Baldwin-Wallace 73

Championship

#1 Ohio Northern 67, #2 Otterbein 53

1998

First Round

#7 Capital 76, #10 Hiram 59
#8 Marietta 80, #9 Heidelberg 67

Quarterfinals

#8 Marietta 61, #1 John Carroll 59
#7 Capital 69, #2 Ohio Northern 66
#5 Otterbein 76, #4 Muskingum 64
#6 Baldwin-Wallace 72, #3 Mount Union 69

Semifinals

#6 Baldwin-Wallace 96, #7 Capital 83
#5 Otterbein 86, #8 Marietta 68

Championship

#6 Baldwin-Wallace 83, #5 Otterbein 80

All-time OAC Tournament Results

1997

First Round

#7 Muskingum 69, #10 Hiram 59
#9 Otterbein 89, #8 Capital 73

Quarterfinals

#1 Mount Union 92, #9 Otterbein 80
#2 Ohio Northern 80, #7 Muskingum 70
#3 John Carroll 81, #6 Baldwin-Wallace 78 (2 OT)
#5 Heidelberg 64, #4 Marietta 63

Semifinals

#1 Mount Union 67, #5 Heidelberg 56
#2 Ohio Northern 67, #3 John Carroll 62

Championship

#1 Mount Union 71, #2 Ohio Northern 56

1996

First Round

#7 Marietta 61, #10 Heidelberg 58
#9 Muskingum 69, #8 Hiram 61

Quarterfinals

#9 Muskingum 93, #1 John Carroll 89 (2 OT)
#7 Marietta 69, #2 Capital 58
#3 Ohio Northern 70, #6 Otterbein 68
#4 Baldwin-Wallace 81, #5 Mount Union 74 (2 OT)

Semifinals

#7 Marietta 73, #3 Ohio Northern 56
#4 Baldwin-Wallace 73, #9 Muskingum 48

Championship

#4 Baldwin-Wallace 60, #7 Marietta 59

1995

First Round

#7 Muskingum 79, #10 Hiram 72
#8 Mount Union 60, #9 Marietta 52

Quarterfinals

#1 Ohio Northern 73, #8 Mount Union 51
#7 Muskingum 53, #2 Baldwin-Wallace 50
#3 Heidelberg 94, #6 Capital 75
#5 Otterbein 69, #4 John Carroll 63

Semifinals

#1 Ohio Northern 83, #5 Otterbein 76
#3 Heidelberg 83, #7 Muskingum 70

Championship

#1 Ohio Northern 84, #3 Heidelberg 65

1994

First Round

#10 Marietta 81, #7 Capital 74
#8 Mount Union 86, #9 Muskingum 72

Quarterfinals

#1 John Carroll 100, #8 Mount Union 72
#2 Baldwin-Wallace 100, #10 Marietta 83
#3 Otterbein 88, #6 Ohio Northern 70
#4 Heidelberg 93, #5 Hiram 75

Semifinals

#4 Heidelberg 76, #1 John Carroll 58
#3 Otterbein 68, #2 Baldwin-Wallace 64

Championship

#3 Otterbein 79, #4 Heidelberg 73

1993

First Round

#7 Heidelberg 109, #10 Marietta 69
#8 Baldwin-Wallace 61, #9 Mount Union 50

Quarterfinals

#1 Ohio Northern 57, #8 Baldwin-Wallace 54
#7 Heidelberg 72, #2 Hiram 68
#6 John Carroll 75, #3 Capital 71
#4 Otterbein 83, #5 Muskingum 71

Semifinals

#4 Otterbein 81, #10 Ohio Northern 79
#7 Heidelberg 71, #6 John Carroll 56

Championship

#4 Otterbein 101, #7 Heidelberg 82

1992

First Round

#7 Ohio Northern 63, #10 Mount Union 45

#9 Marietta 72, #8 John Carroll 67

Quarterfinals

#1 Otterbein 102, #9 Marietta 59
#2 Capital 56, #7 Ohio Northern 53
#6 Baldwin-Wallace 76, Muskingum 73
#4 Hiram 99, #5 Heidelberg 89

Semifinals

#1 Otterbein 97, #4 Hiram 87
#6 Baldwin-Wallace 69, #2 Capital 64

Championship

#1 Otterbein 88, #6 Baldwin-Wallace 76

1991

First Round

#7 Ohio Northern 66, #10 John Carroll 55
#9 Mount Union 93, #8 Marietta 83

Quarterfinals

#1 Otterbein 101, #9 Mount Union 82
#2 Capital 53, #7 Ohio Northern 50
#3 Muskingum 71, #6 Hiram 48
#4 Baldwin-Wallace 66, #5 Heidelberg 64

Semifinals

#1 Otterbein 80, #4 Baldwin-Wallace 60
#3 Muskingum 58, #2 Capital 45

Championship

#1 Otterbein 70, #3 Muskingum 68

1990

First Round

#7 Hiram 81, #10 Marietta 62
#8 Mount Union 82, #9 John Carroll 78

Quarterfinals

#1 Otterbein 98, #8 Mount Union 84
#2 Heidelberg 76, #7 Hiram 72
#3 Muskingum 54, #6 Ohio Northern 50
#4 Baldwin-Wallace 63, #5 Capital 51

Semifinals

#1 Otterbein 85, #4 Baldwin-Wallace 65
#3 Muskingum 83, #2 Heidelberg 64

Championship

#3 Muskingum 86, #1 Otterbein 58

1989

First Round

#9 Marietta 79, #8 Ohio Northern 60

Quarterfinals

#1 Wittenberg 77, #9 Marietta 51
#2 Capital 69, #7 Mount Union 51
#3 Otterbein 83, #6 Muskingum 66
#4 Heidelberg 70, #5 Baldwin-Wallace 61 (OT)

Semifinals

#1 Wittenberg 100, #4 Heidelberg 69
#3 Otterbein 85, #2 Capital 80

Championship

#3 Otterbein 75, #1 Wittenberg 62

1988

First Round

#9 Otterbein 75, #8 Baldwin-Wallace 65

Quarterfinals

#1 Ohio Northern 71, #9 Otterbein 60
#2 Wittenberg 75, #7 Marietta 60
#3 Muskingum 76, #6 Mount Union 67
#4 Heidelberg 62, #5 Capital 54

Semifinals

#1 Ohio Northern 73, #4 Heidelberg 64
#3 Muskingum 62, #2 Wittenberg 59

Championship

#3 Muskingum 46, #1 Ohio Northern 45

1987

First Round

#8 Baldwin-Wallace 62, #9 Heidelberg 57

Quarterfinals

#1 Otterbein 94, #8 Baldwin-Wallace 84
#2 Wittenberg 92, #7 Mount Union 42
#3 Capital 74, #6 Marietta 54
#4 Muskingum 53, #5 Ohio Northern 47

Semifinals

#1 Otterbein 59, #4 Muskingum 57
#2 Wittenberg 89, #3 Capital 69

Championship

#2 Wittenberg 68, #1 Otterbein 61

1986

First Round

#9 Baldwin-Wallace 64, #9 Mount Union 63

Quarterfinals

#1 Otterbein 73, #9 Baldwin-Wallace 52
#7 Marietta 76, #2 Wittenberg 72
#3 Ohio Northern 63, #6 Capital 56
#5 Muskingum 58, #4 Heidelberg 46

Semifinals

#1 Otterbein 71, #5 Muskingum 56
#7 Marietta 72, #3 Ohio Northern 62

Championship

#1 Otterbein 100, #1 Marietta 86

1985

First Round

#8 Baldwin-Wallace 85, #9 Mount Union 72

Quarterfinals

#1 Wittenberg 86, #8 Baldwin-Wallace 68
#2 Otterbein 49, #7 Ohio Northern 47
#3 Muskingum 74, #6 Heidelberg 63
#4 Marietta 80, #5 Capital 65

Semifinals

#1 Otterbein 69, #4 Muskingum 58
#2 Wittenberg 73, #3 Marietta 55

Championship

#2 Wittenberg 68, #1 Otterbein 64

1984

First Round

#3 Heidelberg 87, #14 Kenyon 75

#4 Otterbein 75, #13 Mount Union 61

#5 Marietta 85, #10 Denison 69

#11 Oberlin 62, #6 Ohio Northern 55

#7 Muskingum 68, #9 Baldwin-Wallace 59

#8 Ohio Wesleyan 67, #12 Wooster 54

Quarterfinals

#1 Capital 24, #7 Muskingum 23

#2 Wittenberg 80, #5 Marietta 60

#3 Heidelberg 78, #8 Ohio Wesleyan 77

#4 Otterbein 100, #11 Oberlin 90

All-time OAC Tournament Results

Semifinals

#1 Capital 67, #4 Otterbein 64 (OT)
 #3 Heidelberg 71, #2 Wittenberg 70
Championship
 #1 Capital 69, #3 Heidelberg 59

1983

First Round

#3 Ohio Wesleyan 82, #14 Denison 60
 #4 Muskingum 78, #12 Kenyon 52
 #5 Ohio Northern 78, #13 Oberlin 52
 #6 Heidelberg 100, #11 Otterbein 97
 #7 Marietta 78, #10 Baldwin-Wallace 72
 #8 Wooster 52, #9 Mount Union 48

Quarterfinals

#1 Capital 57, #8 Wooster 53 (OT)
 #2 Wittenberg 81, #7 Marietta 59
 #6 Heidelberg 84, #3 Ohio Wesleyan 76
 #4 Muskingum 51, #5 Ohio Northern

Semifinals

#1 Capital 56, #4 Muskingum 55 (OT)
 #2 Wittenberg 67, #3 Heidelberg 42
Championship
 #2 Wittenberg 61, #1 Capital 47

1982

First Round

Northern Division

#2 Baldwin-Wallace 96, #7 Oberlin 65
 #3 Heidelberg 75, #6 Mount Union 73
 #4 Wooster 65, #5 Kenyon 54

Southern Division

#2 Witternberg 66, #7 Denison 59
 #3 Muskingum 60, #6 Marietta 52
 #4 Capital 77, #5 Ohio Wesleyan 73

Second Round

Northern Division

#1 Ohio Northern 63 #4 Wooster 47
 #3 Heidelberg 97 #2 Baldwin-Wallace 88

Southern Division

#4 Capital 102 #1 Otterbein 87

#2 Wittenberg 52 #3 Muskingum 45

Divisional Finals

Northern Division

#3 Heidelberg 64 #1 Ohio Northern 53

Southern Division

#2 Wittenberg 63 #4 Capital 58 (OT)

Championship

#2 Witternberg 77 #3 Heidelberg 68

1981

First Round

Northern Division

#2 Baldwin-Wallace 115, #7 Oberlin 79
 #3 Heidelberg 69, #6 Wooster 59
 #4 Kenyon 62, #5 Mount Union 73

Southern Division

#2 Witternberg 57, #7 Denison 53

#3 Muskingum 67, #6 Marietta 47

#5 Capital 81, #4 Ohio Wesleyan 67

Second Round

Northern Division

#1 Ohio Northern 61, #4 Kenyon 55
 #2 Baldwin-Wallace 96, #3 Heidelberg 79

Southern Division

#1 Otterbein 72, #5 Capital 71

#2 Wittenberg 52, #3 Muskingum 48

Divisional Finals

Northern Division

#2 Baldwin-Wallace 77, #1 Ohio Northern 74

Southern Division

#2 Wittenberg 78, #1 Otterbein 67

Championship

#2 Witternberg 85, #2 Baldwin-Wallace 64

1980

First Round

Northern Division

#2 Baldwin-Wallace 69, #7 Mount Union 62

#3 Heidelberg 81, #5 Wooster 74

#6 Kenyon 70, #4 Oberlin 69 (OT)

Southern Division

#2 Otterbein 73, #7 Denison 64

#3 Muskingum 56, #6 Capital 55

#5 Ohio Wesleyan 60, #4 Marietta 58

Second Round

Northern Division

#1 Ohio Northern 65, #3 Heidelberg 63

#6 Kenyon 46, #2 Baldwin-Wallace 44 (OT)

Southern Division

#1 Wittenberg 43, #5 Ohio Wesleyan 41

#3 Muskingum 60, #6 Otterbein 58

Divisional Finals

Northern Division

#1 Ohio Northern 68, #6 Kenyon 57

Southern Division

#1 Wittenberg 58, #3 Muskingum 53

Championship

#1 Ohio Northern 83, #1 Witternberg 71

1979

First Round

Northern Division

#2 Wooster 102, #7 Kenyon 64

#6 Mount Union 78, #3 Oberlin 96

#4 Heidelberg 89, #5 Ohio Northern 76

Southern Division

#2 Capital 72, #6 Ohio Wesleyan 66

#3 Otterbein 94, #7 Denison 81

#5 Muskingum 54, #4 Marietta 52 (OT)

Second Round

Northern Division

#4 Heidelberg 79, #1 Baldwin-Wallace 78

#2 Wooster 94, #6 Mount Union 79

Southern Division

#1 Wittenberg 51, #5 Muskingum 42

#2 Capital 76, #3 Otterbein 62

Divisional Finals

Northern Division

#2 Wooster 82, #4 Heidelberg 50

Southern Division

#1 Wittenberg 61, #2 Capital 60

Championship

#1 Witternberg 52, #2 Wooster 50

1978

First Round

Northern Division

#2 Baldwin-Wallace 68, #7 Kenyon 64

#3 Mount Union 91, #6 Oberlin 69

#4 Heidelberg 75, #5 Ohio Northern 69

Southern Division

#2 Otterbein 75, #5 Ohio Wesleyan 72 (2OT)

#3 Muskingum 73, #6 Marietta 70

#4 Capital 100, #7 Denison 63

Second Round

Northern Division

#1 Wooster 52, #4 Heidelberg 48

#2 Baldwin-Wallace 80, #3 Mount Union 71

Southern Division

#1 Wittenberg 69, #4 Capital 46

#2 Otterbein 54, #3 Muskingum 53

Divisional Finals

Northern Division

#1 Wooster 64, #2 Baldwin-Wallace 59 (OT)

Southern Division

#2 Otterbein 69, #1 Wittenberg 63

Championship

#2 Otterbein 72, #2 Wooster 71

1977

First Round

Northern Division

#6 Heidelberg 49 #2 Baldwin-Wallace 47

#4 Ohio Northern 85 #3 Kenyon 78

#7 Oberlin 93 #5 Mount Union 75

Southern Division

#2 Muskingum 73 #6 Marietta 72

#3 Otterbein 60 #7 Denison 59

#5 Ohio Wesleyan 66 #4 Capital 63

Second Round

Northern Division

#1 Wooster 93 #7 Oberlin 82

#6 Heidelberg 59 #4 Ohio Northern 50

Southern Division

#5 Ohio Wesleyan 77 #1 Wittenberg 75 (2OT)

#2 Muskingum 75 #3 Otterbein 72

Divisional Finals

Northern Division

#1 Wooster 74 #6 Heidelberg 61

Southern Division

#2 Muskingum 90 #5 Ohio Wesleyan 61

Championship

#2 Muskingum 79 #1 Wooster 63

1976

First Round

Northern Division

#5 Oberlin 82, #2 Wooster 67

#3 Heidelberg 88, #6 Baldwin-Wallace 54

#4 Kenyon 88, #7 Mount Union 79

Southern Division

#2 Otterbein 96, #7 Ohio Wesleyan 80

#3 Muskingum 70, #6 Marietta 51

#4 Capital 46, #5 Denison 45

Second Round

Northern Division

#1 Ohio Northern 57, #4 Kenyon 72

#5 Oberlin 83, #3 Heidelberg 56

Southern Division

#1 Wittenberg 56, #4 Capital 47

#2 Otterbein 60, #3 Muskingum 58

Divisional Finals

Northern Division

#5 Oberlin 88, #1 Ohio Northern 70 #1

Wittenberg 66, #2 Otterbein 54

Championship

#5 Oberlin 64, #1 Wittenberg 56 (OT)

All-time OAC Tournament Results

1975

First Round

North Division

- #2 Kenyon 77, #5 Wooster 73 (OT)
- #6 Oberlin 89, #3 Mount Union 77
- #4 Ohio Northern 73, #7 Baldwin-Wallace 66

Southern Division

- #2 Wittenberg 82, #7 Ohio Wesleyan 56
- #3 Capital 74, #6 Otterbein 60
- #4 Denison 63, #5 Muskingum 58

Second Round

Northern Division

- #4 Ohio Northern 67, #1 Heidelberg 63 (OT)
- #6 Oberlin 80, #2 Kenyon 71

Southern Division

- #3 Capital 54, #1 Marietta 58
- #2 Wittenberg 78, #4 Denison 58

Divisional Finals

Northern Division

- #6 Oberlin 53, #4 Ohio Northern 51

Southern Division

- #2 Wittenberg 73, #3 Capital 62

Championship

- #2 Wittenberg 67, #6 Oberlin 65

1974

First Round

Northern Division

- #2 Mount Union 59, #7 Baldwin-Wallace
- #6 Kenyon 58, #3 Wooster 53
- #5 Oberlin 58, #4 Heidelberg 54

Southern Division

- #6 Denison 54, #2 Muskingum 48
- #5 Otterbein 57, #3 Capital 56
- #4 Marietta 55, #7 Ohio Wesleyan 54

Second Round

Northern Division

- #1 Ohio Northern 58, #6 Kenyon 47
- #5 Oberlin 85, #6 Kenyon 47

Southern Division

- #1 Wittenberg 66, #5 Otterbein 65
- #4 Marietta 55, #6 Denison 54

Divisional Finals

Northern Division

- #1 Ohio Northern 65, #5 Oberlin 54

Southern Division

- #1 Wittenberg 72, #4 Marietta 51

Championship

- #1 Wittenberg 62, #1 Ohio Northern 48

1973

First Round

Northern Division

- #3 Heidelberg 79, #6 Kenyon 57
- #5 Oberlin 74, #4 Baldwin-Wallace 68

Southern Division

- #2 Capital 95, #7 Denison 75
- #3 Wittenberg 76, #6 Ohio Wesleyan 61
- #5 Marietta 63, #4 Otterbein 59

Second Round

Northern Division

- #1 Wooster 94, #5 Oberlin 69
- #2 Mount Union 58, #3 Heidelberg 50

Southern Division

- #2 Capital 46, #1 Muskingum 44
- #3 Wittenberg 60, #5 Marietta 49

Divisional Finals

Northern Division

- #1 Wooster 78, #2 Mount Union 70

Southern Division

- #3 Wittenberg 64, #2 Capital 57

Championship

- #1 Wooster 49, #3 Wittenberg 48

1972

First Round

Northern Division

- #3 Kenyon 72, #6 Heidelberg 70
- #4 Mount Union 87, #5 Oberlin 81

Southern Division

- #2 Capital 71, #3 Otterbein 64
- #6 Denison 84, #4 Ohio Wesleyan 73 (OT)
- #5 Muskingum 81, #7 Marietta 68

Second Round

Northern Division

- #3 Kenyon 85, #1 Wooster 83
- #2 Baldwin-Wallace 89, #4 Mount Union 88

Southern Division

- #1 Wittenberg 66, #6 Denison 57
- #2 Capital 81, #5 Muskingum 62

Divisional Finals

Northern Division

- #3 Kenyon 76, #2 Baldwin-Wallace 65

Southern Division

- #1 Wittenberg 75, #2 Capital 71

Championship

- #1 Wittenberg 76, #3 Kenyon 66

1971**

First Round

Northern Division

- #4 Hiram 70, #3 Heidelberg 66
- #6 Oberlin 72, #5 Kenyon 70

Southern Division

- #2 Capital 82, #7 Muskingum 64
- #3 Wittenberg 82, #6 Ohio Wesleyan 70
- #5 Denison 90, #4 Marietta 82

Second Round

Northern Division

- #1 Mount Union 108, #4 Hiram 89
- #6 Oberlin 84, #2 Baldwin-Wallace 77

Southern Division

- #1 Otterbein 80, #5 Denison 74
- #2 Capital 67, #3 Wittenberg 61

Divisional Finals

Northern Division

- #1 Mount Union 80, #6 Oberlin 74

Southern Division

- #2 Capital 77, #1 Otterbein 57

Championship

- #2 Capital 123 #1 Mount Union 94

** In 1971 the regular season winner did not participate in OAC post-season tournament play. Wooster, regular-season champs with a 23-3 record and a 12-0 record in the OAC.

Southern Division

- #2 Wittenberg 82, #7 Ohio Wesleyan 64
- #6 Denison 64, #3 Otterbein 57
- #4 Muskingum 68, #5 Marietta 67

Second Round

Northern Division

- #3 Wooster 125, #1 Kenyon 109
- #2 Oberlin 84, #6 Heidelberg 81

Southern Division

- #1 Capital 86, #4 Muskingum 75
- #2 Wittenberg 63, #6 Denison 52

Divisional Finals

Northern Division

- #2 Oberlin 83, #3 Wooster 74

Southern Division

- #2 Wittenberg 59, #1 Capital 54

Championship

- #2 Oberlin 65, #2 Wittenberg 58

1960-69 OAC Tournament Results are unknown

NCAA Tournament

Composite Records of OAC Schools in NCAA Tournament Play

School (Years Competed at NCAA)	(Alphabetical Order)			Nat'l			Reg'l		Sec'l App.
	Years	Won	Lost	Champ	2nd	3rd	4th	Champ	
Akron ♦ (1958, 64, 66)	3	11	4	0	1	1	0	2	N/A
Baldwin-Wallace (1967, 79, 95, 96, 98, 2005)	6	5	6	0	0	0	0	1	1
Capital (1957, 70, 73, 82, 83, 84, 89, 96)	8	7	8	0	0	0	0	1	0
Denison ♦ (1968)	1	1	1	0	0	0	0	0	N/A
Heidelberg (1984, 95)	2	1	2	0	0	0	0	0	0
Hiram (1973, 74, 75, 76, 84)	5	2	5	0	0	0	0	0	0
John Carroll (1983, 86, 96, 97, 98, 99, 2003-05)	9	15	11	0	0	1	0	0	3
Marietta (1976)	1	1	1	0	0	0	0	0	0
Mount Union (1997)	1	2	1	0	0	0	0	0	1
Muskingum (1977, 81, 83, 88, 90)	5	3	7	0	0	0	0	0	0
Oberlin ♦ (1976)	1	1	1	0	0	0	0	0	N/A
Ohio Northern (1974, 80, 82, 88, 93, 95-97, 99-01)	11	12	11	1	0	0	1	0	1
Otterbein (1978, 81, 85, 86, 87, 89, 90-94, 99, 02)	13	23	13	1	0	1	1	3	2
Wittenberg ♦ (1959, 61-63, 69, 72, 74-77, 79-83, 85-87, 89)	19	43	20	2	3	2	0	10	N/A
Wooster ♦ (1971, 73, 78)	3	1	5	0	0	0	0	0	N/A
Overall Totals	44	120	93	3	4	5	2	17	6

♦ Records include only those years in which teams were members of the OAC

N/A=Not Applicable

Note: From 1957-89, the NCAA format for the tournament recognized regional champions. From 1990-present, the NCAA format does not have regional champions but sectional qualifiers (Sweet 16).

NCAA Tournament Results of Current OAC Schools

1957

Buffalo 75, Capital 64

1967

Baldwin-Wallace 106, St. Mary 82
Winston-Salem 91, Baldwin-Wallace 76

1970

Great Lakes Regional

St. Joseph 75, Capital 72

Consolation Game

Capital 83, Wayne St. 80

1973

Mid-East Regional

Valparaiso 69, Capital 64

Consolation Game

Capital 75, Wooster 57

1974

Great Lakes Regional

Hiram 56, Ohio Northern 50

1975

Great Lakes Regional

Marietta 75, Allegheny 67

Championship Game

Wittenberg 85, Marietta 70

1977

Great Lakes Regional

Ashland 72, Muskingum 68

Consolation Game

Muskingum 74, Carnegie-Mellon 71

1978

Great Lakes Regional

Albion 72, Otterbein 67

Consolation Game

Otterbein 99, Rose-Hulman 82

1979

Great Lakes Regional

Baldwin-Wallace 70, Albion 66 (2OT)

Championship Game

Baldwin-Wallace 68, Wittenberg 66

Quarterfinals

Centre 68, Baldwin-Wallace 65 (2OT)

1980

Great Lakes Regional

Ohio Northern 92, Calvin 90 (3OT)

Championship Game

Wittenberg 59, Ohio Northern 51

1981

Great Lakes Regional

Otterbein 81, Wabash 69

Consolation Game

Otterbein 72, Wittenberg 68

Western Regional

Muskingum 75, Dubuque 61

Championship Game

Whittier 66, Muskingum 61 (OT)

Quarterfinals

Otterbein 67, Savannah St. 64

NCAA Finals

Augustana 93, Otterbein 81

Third Place Game

Ursinus 82, Otterbein 79

1982

Great Lakes Regional

Wabash 81, Ohio Northern 61

Consolation Game

Ohio Northern 80, Wittenberg 52

South Regional

Capital 103, Virginia Wesleyan 93 (OT)

Championship Game

Capital 72, St. Andrews 68

Quarterfinals

CA-Stanislaus 61, Capital 60

NCAA Tournament Results

1983

Great Lakes Regional

Wittenberg 57, Capital 56

Hope 77, John Carroll 72

Consolation Game

Capital 75, John Carroll 64

East Regional

Bridgewater St. 56, Muskingum 54

Consolation Game

UM-Boston 75, Muskingum 68

1984

Great Lakes Regional

Heidelberg 73, Hope 69

DePauw 62, Capital 60

Consolation Game

Capital 83, Hope 77 (OT)

Championship Game

DePauw 54, Heidelberg 53 (OT)

1985

Great Lakes Regional

Hope 78, Otterbein 71

Consolation Game

Otterbein 79, DePauw 78

1986

Great Lakes Regional

Otterbein 100, Calvin 84

Championship Game

Otterbein 82, DePauw 76

South Regional

Lemoyne 92, John Carroll 78

Consolation Game

Christopher Newport 75, John Carroll 73

Quarterfinals

Nebraska Wesleyan 87, Otterbein 82

1987

Great Lakes Regional

Otterbein 95, Hope 80

Consolation Game

Wittenberg 78, Otterbein 71

1988

Great Lakes Regional

Ohio Wesleyan 77, Ohio Northern 70

Hope 80, Muskingum 75

Consolation Game

Ohio Northern 69, Muskingum 43

1989

First Round

Calvin 69, Capital 64

Great Lakes Regional

Otterbein 93, Calvin 90

Championship Game

Otterbein 76, Wittenberg 66

Quarterfinals

WI-Whitewater 105, Otterbein 86

1990

First Round

Muskingum 70, Otterbein 64

Second Round

Wittenberg 69, Muskingum 50

1991

Second Round

Otterbein 88, Wittenberg 62

Sectional Semifinals

Otterbein 108, US San Diego 95

Championship Game

Otterbein 75, Calvin 73

Semifinals

WI-Platteville 96, Otterbein 94

Third Place Game

Otterbein 113, Ramapo 84

1992

Second Round

Otterbein 80, Wooster 77

Sectional Semifinals

Otterbein 82, Cal Lutheran 78

Championship Game

Calvin 88, Otterbein 67

1993

First Round

Otterbein 80, Defiance 56

Second Round

Ohio Northern 88, Wooster 62

Calvin 90, Otterbein 68

Sectional Semifinals

Ohio Northern 83, Chris. Newport 67

Championship Game

Ohio Northern 67, Calvin 56

Semifinals

Ohio Northern 74, MA-Dartmouth 73

Championship Game

Ohio Northern 71, Augustana 68

1994

First Round

Wash. & Jeff. 73, Otterbein 71

1995

First Round

Baldwin-Wallace 72, Hope 69

Wooster 72, Heidelberg 64

Kenyon 74, Ohio Northern 72

Second Round

Baldwin-Wallace 74, Wittenberg 70

Sectional Semifinals

IL Wesleyan 67, Baldwin-Wallace 51

1996

First Round

John Carroll 86, Wooster 72

Capital 68, Ohio Northern 57

Wittenberg 70, Baldwin-Wallace 61

Second Round

Hope 80, John Carroll 61

Wittenberg 65, Capital 60

1997

First Round

Wooster 84, Ohio Northern 58

Wittenberg 82, John Carroll 68

1998

First Round

Allegheny 97, Baldwin-Wallace 88

John Carroll 72, Albion 50

Second Round

John Carroll 78, Wooster 59

Sectional Semifinal

John Carroll 77, Hampden-Sydney 71

Championship Game

Hope 84, John Carroll 66

1999

First Round

John Carroll 68, Allegheny 62

Otterbein 104, Defiance 90

Second Round

John Carroll 88, Ohio Northern 81 (OT)

Wooster 89, Otterbein 80

Sectional Semifinal

John Carroll 78, Mississippi 57

Championship Game

Hampden-Sydney 68, John Carroll 51

2000

First Round

Ohio Northern 74, IL-Benedictine 66

Second Round

Wooster 82, Ohio Northern 71

2001

Second Round

Ohio Northern 79, Calvin 68

Sectional Semifinal

Ohio Northern 82, Wittenberg 66

Championship Game

Ohio Northern 66, Carthage 64

Quarterfinals

Catholic 82, Ohio Northern 77

Third Place Game

IL-Wesleyan 76, Ohio Northern 73

2002

Second Round

Otterbein 121, Bethany 98

Sectional Semifinal

Otterbein 85, Randolph-Macon 72

Championship Game

Otterbein 87, DePauw 79

Quarterfinals

Otterbein 70, Carthage 66

Championship Game

Otterbein 102, Elizabethtown 83

2003

First Round

John Carroll 85, Pitt-Bradford 65

Second Round

Wooster 77, John Carroll 75

2004

First Round

John Carroll 88, Calvin 77

Second Round

John Carroll 84, Wittenberg 65

Sectional Semifinal

John Carroll 76, Maryville 76

Championship Game

John Carroll 70, Wooster 64

Quarterfinals

UW-Stevens Point 87, John Carroll 62

Third Place Game

John Carroll 96, Amherst 85

2005

First Round

John Carroll 76, Bethany (WV) 48

Wooster 94, Baldwin-Wallace 78

Second Round

John Carroll 75, Wittenberg 68 (2OT)

Sectional Semifinal

Albion (MI) 80, John Carroll 79

Mike Gregory Award ... Coaches-of-the-Year ... Clyde Lamb

OAC Mike Gregory Award

The Mike Gregory Award is presented annually to the Ohio Athletic Conference's most outstanding basketball player. Established in 1957 in honor of one of the most outstanding athletes in Ohio Athletic Conference history, the award is presented annually by his son, Richard Gregory, of Columbus.

Mike Gregory was a multi-sport standout at Denison University prior to his graduation in 1929.

The recipient of the Gregory Award as the OAC's most outstanding player is chosen by a vote of the league's coaches.

All-Time Mike Gregory OAC Players-of-the-Year

<u>Season</u>	<u>Player (School)</u>	<u>Season</u>	<u>Player (School)</u>
2004-05	Thad Davis (Baldwin-Wallace)	1978-79	Scott Rogers (Kenyon)
2003-04	Jim Conrad (Ohio Northern)	1977-78	Wayne Allison (Wooster)
2002-03	Shawn McCormick (Baldwin-Wallace)		Pete Liptrap (Muskingum)
2001-02	Jeff Gibbs (Otterbein)	1976-77	Tim Appleton (Kenyon)
2000-01	Kris Oberdick (Ohio Northern)		Rick White (Wittenberg)
1999-00	Jeff Gibbs (Otterbein)	1975-76	Al Donhoff (Ohio Northern)
1998-99	Kevin Sensabaugh (Ohio Northern)		Tom Dunn (Wittenberg)
1997-98	Jeremy Thompson (Ohio Northern)	1974-75	Tim Appleton (Kenyon)
1996-97	Aaron Shipp (Mount Union)	1973-74	Gene Ford (Muskingum)
1995-96	Nick Bertke (Ohio Northern)	1972-73	Mike Stumpf (Capital)
1994-95	D'Artis Jones (Ohio Northern)	1971-72	Marty Hunt (Kenyon)
1993-94	Nick Gutman (Otterbein)	1970-71	Tom Dinger (Wooster)
1992-93	Mark Gooden (Ohio Northern)	1969-70	John Rinka (Kenyon)
1991-92	Andy Moore (Muskingum)	1968-69	John Rinka (Kenyon)
1990-91	James Bradley (Otterbein)	1967-68	John Rinka (Kenyon)
1989-90	Bill Dufur (Heidelberg)	1966-67	Don Carlos (Otterbein)
1988-89	Steve Allison (Wittenberg)	1965-66	Don Carlos (Otterbein)
1987-88	Tim Mueller (Capital)	1964-65	Barry Clemens (O. Wesleyan)
1986-87	Dick Hemy (Otterbein)	1963-64	Bill Fisher (Wittenberg)
1985-86	Dick Hemy (Otterbein)	1962-63	Al Thrasher (Wittenberg)
1984-85	Tim Casey (Wittenberg)	1961-62	Jeff Slade (Kenyon)
1983-84	Jerry Buccilla (Heidelberg)	1960-61	Alex Adams (Akron)
1982-83	Ron Stewart (Otterbein)	1959-60	Bert Price (Wittenberg)
1981-82	Stan Mories (Ohio Northern)	1958-59	Terry Deems (Wittenberg)
1980-81	Tyrone Curtis (Wittenberg)	1957-58	Terry Deems (Wittenberg)
1979-80	Brian Agler (Wittenberg)	1956-57	Lennie Nelson (Muskingum)

All-Time OAC Coaches-of-the-Year

<u>Year</u>	<u>Coach (School)</u>
2005	Jim Burson (Muskingum)
2004	Steve Bankson (Baldwin-Wallace)
2003	Mike Moran (John Carroll)
2002	Dick Reynolds (Otterbein)
2001	Joe Campoli (Ohio Northern)
2000	Jim Burson (Muskingum)
1999	Joe Campoli (Ohio Northern)
1998	Mike Moran (John Carroll)
1997	Lee Hood (Mount Union)
1996	Damon Goodwin (Capital)
1995	Joe Campoli (Ohio Northern)
1994	Mike Moran (John Carroll)
1993	Joe Campoli (Ohio Northern)
1992	Dick Reynolds (Otterbein)
1991	Dick Reynolds (Otterbein)
1990	Jim Burson (Muskingum)
1989	Larry Hunter (Wittenberg)
1988	Gale Daugherty (Ohio Northern)
	Jim Burson (Muskingum)
1987	Dave Cecutti (Capital)
	Dick Reynolds (Otterbein)
1986	Dick Reynolds (Otterbein)
1985	Dick Reynolds (Otterbein)
1984	Dave Grube (Capital)
1983	Dave Grube (Capital)
1982	Gale Daugherty (Ohio Northern)
1981	Dick Reynolds (Otterbein)
1980	Larry Hunter (Wittenberg)
1979	Bob Rupert (Baldwin-Wallace)
1978	Dick Reynolds (Otterbein)
1977	Jim Burson (Muskingum)
1976	Dick Reynolds (Otterbein)
1975	Phil Roach (Marietta)
1974	Gale Daugherty (Ohio Northern)
1973	Jim Burson (Muskingum)
1972	Bob Hamilton (Wittenberg)
1971	Curt Tong (Otterbein)
1970	Julian Smith (Oberlin)
1969	Eldon Miller (Wittenberg)

All-Time Clyde Lamb Award Winners

The Clyde A. Lamb Award is presented annually to the top male and female senior scholar-athletes from each OAC institution. The awards are named to honor the man who organized the Department of Health and Physical Education at Ohio Northern in 1929 and served as a coach, department chair and athletic director at ONU from 1929-64. The following lists all basketball players who have received the honor since its inception in 1985.

Jeff Anderson, ONU (1992)
 Jeremy Ayers, HEID (1999)
 Scott Baxter, CAP (1991)
 Wayne Bilinovic, B-W (1990)
 Bryian Burson, MUSK (1995)
 Chris Cebula, B-W (1993)
 Jim Conrad, ONU (2004)
 Brook Cupps, CAP (1999)
 Troy DiFranco, HEID (1993)
 Steve Fleming, HIR (1994)
 Jim Gimeson, MUSK (1990)
 Glen Haas, HEID (1986)
 Scott Hadley, OTT (2005)
 Jason Hayes, MAR (1997) *
 Mark Heidorf, JCU (1999)
 Brian Higley, B-W (1996)
 Mike Kluse, ONU (2000)
 Tom Lanier, CAP (1989)

Bob Ludwig, MUSK (1988)
 Chris McGuire, CAP (2001)
 Tim Mueller, CAP (1988) *
 Michael Potts, CAP (1995)
 Matt Ritchie, HEID (1997)
 Bob Rodriguez, B-W (1987)
 Bob Scelza, B-W (1985)
 Tyler Schleich, CAP (2004)
 Ryan Sooy, B-W (1997)
 Tony Starr, MAR (1987)
 Victor Ugran, MTU (1996)
 Kevin Weakley, OTT (1999)
 Chris Wheeler, CAP (1990)
 Jim Worley, OTT (1991)

*Denotes Scholarship Winner

All-America Selections ... All-Time Academic Awards

All-America Selections

Listed below are players from current OAC schools who are known to have received all-America recognition while playing in the OAC. More specific information, such as first team, second team, etc., is listed if it is available. The players are chronologically listed by year.

Year	Player (School)	Award (If applicable)
2005	Thad Davis (Baldwin-Wallace)	NABC 2nd Team d3hoops.com 2nd Team DIII News 1st Team
2004	Jim Conrad (Ohio Northern)	NABC 1st Team d3hoops.com 4th Team
2003	Shawn McCormick (Bald.-Wallace)	NABC 2nd Team
2002	Jeff Gibbs (Otterbein)	NABC 1st Team d3hoops.com 1st Team d3hoops.com 4th Team
2002	Jesse DuPerow (Marietta)	d3hoops.com 4th Team
2001	Jeff Gibbs (Otterbein)	d3hoops.com 2nd Team
2001	Kris Oberdick (Ohio Northern)	NABC 1st Team <i>Basketball Times</i> 3rd Team d3hoops.com 1st Team DIII News-3rd Team Columbus MM-2nd Team D3hoops.com-HM
2000	Jeff Gibbs (Otterbein)	DIII News-HM Columbus MM-HM
2000	Jeremy Thompson (Ohio Northern)	DIII News-HM
1999	Mark Heidorf (John Carroll)	DIII News-HM Columbus MM-HM
1999	Kevin Sensabaugh (Ohio Northern)	NABC/Chevy-2nd Team DIII News-4th Team Columbus MM-2nd Team
1999	Jeremy Thompson (Ohio Northern)	DIII News-HM Columbus MM-HM
1999	Kevin Weakley (Otterbein)	NABC/Chevy-1st Team
1998	Aaron Shipp (Mount Union)	Columbus MM-HM
1998	Jeremy Thompson (O. Northern)	Columbus MM-1st Team DII Online-HM
1997	Kevin Braaten (Bald.-Wallace)	DIII News-1st Team Columbus MM-HM
1997	Aaron Shipp (Mount Union)	NABC/Sears-1st Team Basketball Times-3rd Team Columbus MM-2nd Team
1996	Kevin Braaten (Bald.-Wallace)	DIII News-2nd Team Columbus MM-HM
1996	Nick Bertke (Ohio Northern)	NABC-2nd Team
1995	D'Artis Jones (Ohio Northern)	First Team
1994	D'Artis Jones (Ohio Northern)	Third Team
1994	Nick Gutman (Otterbein)	First Team
1993	Nick Gutman (Otterbein)	Second Team
1993	John Lampe (Hiram)	Honorable Mention
1993	Aaron Madry (Ohio Northern)	Honorable Mention
1992	Andy Moore (Muskingum)	First Team
1991	James Bradley (Otterbein)	First Team
1990	Wayne Bilinovic (Bald.-Wallace)	Honorable Mention
1990	Rick Brown (Muskingum)	Honorable Mention
1990	Bill Dufur (Heidelberg)	Third Team
1988	Tim Mueller (Capital)	Honorable Mention
1988	Stan Reineke (Ohio Northern)	Honorable Mention
1987	Dick Hemy (Otterbein)	First Team
1986	Dick Hemy (Otterbein)	First Team
1986	Bill Kanney (Ohio Northern)	Third Team
1986	Mike McKinney (Otterbein)	Third Team
1985	Dick Hemy (Otterbein)	First Team
1984	Paul Whitney (Ohio Northern)	Third Team
1983	Myron Dulkoski (Muskingum)	
1983	Ron Stewart (Otterbein)	First Team
1982	Stan Mories (Ohio Northern)	First Team
1982	Ron Stewart (Otterbein)	First Team
1981	Stan Mories (Ohio Northern)	Third Team
1981	Ron Stewart (Otterbein)	Third Team
1980	Pat Koester (Ohio Northern)	Second Team
1978	Ed Williams (Otterbein)	Third Team
1974	Gene Ford (Muskingum)	
1973	Mike Stumpf (Capital)	
1967	Don Carlos (Otterbein)	Third Team
1966	Don Carlos (Otterbein)	First Team
1964	Don Carlos (Otterbein)	Third Team
1951	Dick Retherford (Bald.-Wallace)	

Academic All-America Selections

Listed below are players from current OAC schools who are known to have received academic all-America recognition while playing in Academic All-America Team is selected by the College Sports Information Directors of America (CoSIDA). The players are chronologically listed by year.

Year	Player (School)	Award (If Applicable)
2003	Shawn McCormick (Baldwin-Wallace)	Third Team
1999	Mark Heidorf (John Carroll)	First Team
1997	Kevin Braaten (Baldwin-Wallace)	Third Team
1996	Brian Higley (Baldwin-Wallace)	Second Team
1990	Wayne Bilinovic (Baldwin-Wallace)	Second Team
1985	Bob Scelza (Baldwin-Wallace)	Second Team
1983	Rick Clark (Marietta)	
1983	Myron Dulkoski (Muskingum)	
1983	Frank Onweller (Ohio Northern)	
1982	Rick Clark (Marietta)	Second Team
1980	Mike Cochran (Otterbein)	
1978	Larry Hall (Muskingum)	
1974	Gary Ferber (Muskingum)	
1973	Charles Gashill (Capital)	
1971	Jim Howell (Mount Union)	

All-Time Academic All-OAC Selections

First Team Honors through 2002;
Academic All-OAC beginning in 2004

Baldwin-Wallace		Chris Thomas	1998
Wayne Bilinovic	1988, 89, 90	Matt Zappitelli	1990
Kevin Braaten	1995, 96, 97	Marietta	
Matt Brokken	1999	Rick Clark	1983
Jon Carroll	2003	Jason Hayes	1997
Chris Cebula	1993	Corey Hosfeld	2000
Tom Harrington	2005	Eric Landreth	1998
Brian Higley	1995, 96	Cody Lane	2004
Shawn McCormick	2003	Kerry Marisa	1992
Jason Schefft	1999, 2002	Tony Starr	1986, 87
Duane Sheldon	1993	Mount Union	
Ryan Sooy	1995, 96, 97	Jim Dippel	1988, 89
Kevin Toole	1986	Brad Gerard	2004, 05
Jason Woleben	2001	Rob Paulauskas	2004
Capital		Scott Ugran	1994, 95, 96
Brian Alge	2005	Muskingum	
Scott Baxter	1991	Jeff Ball	1988
Darrin Blackford	1986	Bryan Burson	1995
Brook Cupps	1999	Matt Dansby	2005
Tom Lanier	1988, 89	Jim Gimeson	1990
Chris McGuire	2001	Kent Ketich	2003
Tim Moore	1992, 94	Bob Ludwig	1987, 88
Tim Mueller	1987, 88	Ryan McConkey	1993, 94
Mike Potts	1994, 95	Scott Nelson	1991, 92
Tony Ruberg	2002,03	Ohio Northern	
Tyler Schleich	2003,04	Jeff Anderson	1991, 92
Shane Vaia	1986	Mike Bertke	1990
Chris Wheeler	1990	Jim Conrad	2004
Heidelberg		Thad Eikenbary	1991
Jeremy Ayers	1999	Aaron Fries	2002,03
Troy DiFranco	1993	Matt Hargett	1992
Ryan Forry	2001	Mike Kluse	2000
Glenn Haas	1986	Joe Knapp	1998
Tony Meyer	1989	Ben Russell	1997
Jeff Miller	1999	Scott Unverferth	1999, 00
Ryan Niemic	2002	Craig Wohlgamuth	2001, 02
Matt Ritchie	1997	Otterbein	
Darrell Russell	1993	Jason Dutcher	2000
Tyler Schleich	2003	Scott Elliott	2000, 01
Ryan Szepliela	2000, 01	Scott Hadley	2004, 05
John Carroll		Todd McDonald	1987
Ian Daum	1998	Kevin Weakley	1998, 99
Jon Franks	2004	Jim Worley	1989, 90, 91
Mark Heidorf	1999	Mark Zawadzki	1987
Jeff Sesplankis	1996		

All-Time All-OAC Selections... NCAA Stats

All-Time All-OAC Basketball Players

First Team Only -- From 1959 (Chronologically Listed by Year)

Baldwin-Wallace	Mike Stumpf 1971, 72, 73	Ed Lawrence 1974	Jay Meyer 1982
Thad Davis 2004, 05	Dave Veenendaal 1965	Harold Young 1974	Stan Mories 1981, 82
Tori Davis 2005	Geron Tate 2002	Chick Campbell 1965	Pat Koester 1980
Shawn McCormick 2003	Jim DeBerry 1964	Harry Baird 1958	Brad Longberry 1977, 78
Jason Woleben 2001	Heidelberg	Todd Richards 2002	Mark Henschen 1977
Kevin Braaten 1995, 96, 97	Lucas Messer 2003	Don Talbert 1956, 57	Charlie Just 1976
Joe Mackey 1995	Josh Murphy 1997	Lee Thomas 1954, 55	Al Donhoff 1975, 76
Willis Brown 1994	Matt Adams 1994, 95	Jim Nace 1953, 54, 55	Otterbein
Kenn Kaminski 1991	Bill Dufur 1990	Harry Hollinger 1951	Tony Borghese 2004
Bob Scelza 1985	Marty Kimbrough 1990	Bill Herman 1947	Jeff Gibbs 2000, 01, 02
Jim Lesko 1983	Tony Meyer 1989	Muskingum	Jason Dutcher 2000
Wilbur Wilson 1982	Jerry Buccilla 1984	Bryan Burson 1995	Kevin Weakley 1999
Mark Krakowiak 1979	Kurt Anderson 1981	Andy Moore 1990, 91, 92	Nick Gutman 1992, 93, 94
Jerry Prestier 1978	Chris Reichert 1978, 79	Rick Brown 1990	James Bradley 1991
Dave Long 1976, 77	Dave Wirick 1976	Mark Dempsey 1985	Jerry Dennis 1990, 92
Dean Martin 1971, 72, 73	John Carroll	Myron Dulkoski 1982, 83	Steve Brown 1987
Ted Johnson 1969	Brandon Mimes 2005	Dave Smith 1978	Dick Hemy 1984, 85, 86, 87
Terry Allerton 1968	David Gibbons 2003-04	Pete Liptrap 1977, 78	Mike McKinney 1985, 86
Bob Walters 1962, 63	Mark Heidorf 1998, 99	Marvin Smalley 1977	Ron Stewart 1981, 82, 83
Paul Jones 1952	Artie Taylor 1998	Gene Ford 1973, 74	Don Brough 1978
Tom Blackwood 1952	J.J. Richardson 1996	Joe Arganbright 1964, 65	Ed Williams 1977, 78
Jerry Suess 1952	John Bufford 1992, 93	Lenny Nelson 1957	Dave Bromley 1976
Dick Retherford 1951	Marietta	Ohio Northern	Jack Mehl 1972
Paul Adams 1941	Jesse DuPerow 2000, 01, 02	Jim Conrad 2002-04	Lorenzo Hunt 1969, 70
Jack Oberst 1941	Jason Hayes 1996, 97	Kris Oberdick 2001	Don Carlos 1964, 65, 66, 67
Ward Powell 1934, 35	Matt Littlefield 1986	Mike Kluse 2000	Chuck Ferguson 1952
Capital	Quinny Carter 1980	Jeremy Thompson 1998, 99, 00	H. Augspurger 1940
Jake Beck 2004, 05	Art Clark 1976	Kevin Sensabaugh 1998, 99	Dwight Ballenger 1939
Geron Tate 2002, 03	Mitch Miracle 1976	Nick Bertke 1996	George Loucks 1936
Tony Joseph 1999	Chuck Robinson 1975	D'Artis Jones 1994, 95	Lou Rutter 1935
Chad Coconis 1996	Dick Sogar 1965, 66	Mark Gooden 1993	Ken Holland 1935
Scott Baxter 1991	Carl Wolfe 1961	Jeff Anderson 1991	Art Francis 1933
Tom Lanier 1988, 89	Mark Davis 1953, 54, 55	Shawn Allen 1989	Sam Andrews 1931, 32, 33
Tim Mueller 1987, 88	Mount Union	Stan Reineke 1987, 88	Carroll Widdoes 1925
Darrin Blackford 1984, 85, 86	Kyle Karpinski 2005	Bill Kanney 1986	
Eric Morrison 1984	Todd Richards 2001		
Joe Glassco 1983	Aaron Shipp 1997, 98		
Tom Dunson 1980, 81	Neal Richards 1997		
Ricky Lee 1977, 78	Zettie Sims 1975		
Napoleon Allen 1977			
Gene Caslin 1974, 75			
Scott Weakley 1973			

NOTE: The players listed here represent All-OAC First Team selections from schools that currently are members of the OAC. Listings from 1959 to the present are taken from the official all-OAC selections. Listings prior to 1959 are from lists printed in the individual school media guides.

OAC Nationally Ranked 2004-05 Final NCAA Statistics

Listed here are the OAC players and teams ranked in the top-50 among the best in the nation in the final NCAA Statistics

Team Statistics

Category	Rank	School-Statistics
Scoring Offense	4	Marietta - 98.4
	20	John Carroll - 82.3
	29	Otterbein - 81.0
Scoring Margin	30	Baldwin-Wallace - 80.8
	44	John Carroll - +8.9
Field-Goal Percentage	9	Baldwin-Wallace - .507
	13	Otterbein - .502
3-Pt. FG Percentage	36	Muskingum - .480
	41	Baldwin-Wallace - .385
3-Pt. FG Made Per Game	4	Marietta - 14.3
	35	Ohio Northern - 8.2
Free-Throw Percentage	13	Muskingum - .753
	32	Wilmington - .740
	46	Ohio Northern - .734
Rebound Margin	19	Otterbein - +7.7
Won-Lost Percentage	24	John Carroll - .800

Individual Statistics

Category	Rank	Name, School-Statistics
Points Per Game	41	Thad Davis, B-W - 20.0
Field Goal Percentage	25	Tori Davis, B-W - .607
	30	Brandon Mimes, JCU - .591
3-Pt. Field Goal Percentage	39	Thad Davis, B-W - .591
	48	Zach Ross, MUSK - .399
3-Pt. FG Made Per Game	23	Craid Stewart, MAR - 3.4
	9	Greg Badenhop, ONU - .887
Free-Throw Percentage	37	David Johnson, CAP - .848
	48	Zach Ross, MUSK - .842
Rebounds Per Game	12	Thad Davis, B-W - 11.4
	14	Tom Harrington, B-W - 5.8
Assists Per Game	27	Clay Sanders, MTU - 5.4
	29	Tori Davis, B-W - 2.2
Blocked Shots Per Game	30	Thad Davis, B-W - 2.1

All-Time Standings

1923-24

School	-----OAC-----			----Overall----		
	W	L	Pct.	W	L	Pct.
1. Mount Union	11	1	.917	12	1	.923
2. Baldwin-Wallace	8	1	.889	14	2	.875
3. Xavier	7	1	.875	12	4	.750
4. Denison	12	3	.800	13	3	.813
Ohio Wesleyan	12	3	.800	17	6	.739
6. Akron	9	3	.750	10	3	.769
Ohio	9	3	.750	16	5	.762
8. Cincinnati	10	4	.714	11	8	.579
9. Oberlin	6	4	.600	6	7	.462
10. Heidelberg	5	4	.556	6	6	.500
11. Western Reserve	7	6	.538	8	7	.533
12. Hiram	5	8	.385	6	9	.400
13. Ohio Northern	4	7	.364	8	7	.533
14. Wooster	4	9	.308	4	10	.286
15. Wittenberg	4	10	.286	4	13	.235
16. Kenyon	4	11	.267	4	12	.250
17. Miami	2	9	.182	2	9	.182
18. Muskingum	2	11	.154	6	11	.353
19. Case	1	13	.071	1	13	.071
20. Otterbein	0	11	.000	0	11	.000

1924-25

School	-----OAC-----			----Overall----		
	W	L	Pct.	W	L	Pct.
1. Mount Union	11	0	1.000	11	0	1.000
2. Ohio Wesleyan	12	1	.923	16	3	.842
3. Oberlin	8	1	.889	10	2	.833
4. Kenyon	11	2	.846	3	2	.867
5. Denison	10	3	.769	12	3	.800
6. Ohio	8	5	.615	12	6	.667
Akron	8	5	.615	8	5	.615
8. Wittenberg	7	5	.583	10	7	.588
9. Wooster	7	7	.500	8	7	.533
10. Hiram	5	6	.455	9	7	.563
11. Ohio Northern	3	6	.333	5	11	.313
Western Reserve	3	6	.333	3	9	.250
13. Baldwin-Wallace	3	7	.300	4	9	.308
14. Heidelberg	4	10	.286	4	10	.286
15. Miami	3	9	.250	3	10	.231
16. Otterbein	2	8	.200	2	8	.200
17. Case	2	9	.182	2	9	.182
18. Muskingum	1	8	.111	3	11	.214
19. Cincinnati	1	11	.083	5	14	.263
Not Competing for Championship						
Xavier	2	2	.500	6	7	.462

1925-26

School	-----OAC-----			----Overall----		
	W	L	Pct.	W	L	Pct.
1. Mount Union	8	0	1.000	10	0	1.000
Muskingum	9	0	1.000	17	2	.895
3. Otterbein	8	3	.727	9	3	.750
4. Ohio Northern	5	2	.714	7	5	.583
5. Case	7	4	.636	7	4	.636
6. Akron	6	4	.600	6	7	.462
7. Wooster	6	5	.545	8	7	.533
8. Hiram	5	6	.455	7	6	.538
9. Western Reserve	4	5	.444	4	8	.333
10. Kenyon	2	6	.250	4	13	.235
11. Heidelberg	2	9	.182	2	10	.167
12. Oberlin	1	5	.167	3	11	.214
13. Baldwin-Wallace	0	12	.000	2	17	.105
Not Competing for Championship						
Xavier	1	3	.250	10	8	.556
**Cincinnati				17	2	.895
**Ohio				15	9	.625
**Ohio Wesleyan				10	6	.625
**Denison				8	8	.500
**Miami				7	9	.438
**Wittenberg				3	14	.176

1926-27

School	-----OAC-----			----Overall----		
	W	L	Pct.	W	L	Pct.
1. Muskingum	11	0	1.000	19	2	.905
2. Case	8	3	.727	9	3	.750
3. Kenyon	9	4	.692	13	3	.813
4. Mount Union	8	4	.667	12	6	.667
Wooster	8	4	.667	9	7	.563
6. Heidelberg	7	4	.636	8	4	.667
7. Akron	7	5	.583	7	6	.538
8. Western Reserve	5	6	.455	5	7	.417
9. Ohio Northern	3	7	.300	10	11	.476
Otterbein	3	7	.300	3	8	.273
11. Oberlin	2	6	.250	3	11	.214
12. Dayton	1	4	.200	10	9	.526
Hiram	2	8	.200	5	8	.385
Baldwin-Wallace	3	12	.200	3	13	.188
Marietta	1	4	.200	2	9	.182
Not Competing for Championship						
Xavier	0	0	.000	11	3	.786
**Denison				16	3	.842
**Cincinnati				13	5	.722
**Wittenberg				12	6	.667
**Miami				9	6	.600
**Ohio Wesleyan				12	8	.600
**Ohio				8	13	.381

1927-28

School	-----OAC-----			----Overall----		
	W	L	Pct.	W	L	Pct.
1. Muskingum	8	1	.889	13	7	.650
2. Wooster	10	4	.714	13	4	.765
3. Kenyon	9	4	.692	12	4	.750
Mount Union	9	4	.692	12	6	.667
5. Otterbein	8	4	.667	9	4	.692
Heidelberg	8	4	.667	8	4	.667
7. Akron	8	5	.615	9	5	.643
8. Case	7	5	.583	7	5	.583
9. Oberlin	6	5	.545	6	5	.545
10. Ohio Northern	4	4	.500	10	9	.526
11. Baldwin-Wallace	5	10	.333	5	10	.333
12. Marietta	2	6	.250	2	13	.133
13. Western Reserve	2	7	.222	2	8	.200
14. Capital	0	13	.000	1	14	.067
Hiram	0	10	.000	0	10	.000
Not Competing for Championship						
Dayton	1	1	.500	11	5	.688
Xavier	0	0	.000	11	3	.786
**Miami				13	3	.813
**Cincinnati				14	4	.778
**Ohio Wesleyan				16	5	.762
**Ohio				11	10	.524
**Wittenberg				8	11	.421
**Denison				4	8	.333

**NOTE: Six schools formed the Buckeye Athletic Association in 1925-26 and did not compete for the OAC Basketball Championship. All six schools withdrew from the OAC as a whole in 1928. Since the teams did not compete against OAC schools at all, their overall records are only listed. Those six schools were Cincinnati, Denison, Miami, Ohio, Ohio Wesleyan and Wittenberg.

All-Time Standings

1928-29

School	-----OAC-----			----Overall----		
	W	L	Pct.	W	L	Pct.
1. Mount Union	12	1	.923	17	3	.850
2. Akron	11	3	.786	12	3	.800
3. Wooster	10	4	.714	12	5	.706
4. Muskingum	7	3	.700	9	10	.474
Heidelberg	7	3	.700	10	3	.769
6. Capital	8	4	.667	12	6	.667
7. Baldwin-Wallace	7	6	.538	7	6	.538
8. Marietta	5	5	.500	7	7	.500
9. Case	5	7	.417	5	7	.417
10. Ohio Northern	4	8	.333	9	12	.429
11. Oberlin	3	7	.300	3	9	.250
12. Hiram	2	8	.200	5	10	.333
Western Reserve	2	8	.200	2	11	.154
14. Otterbein	2	10	.167	2	14	.125
15. Kenyon	0	12	.000	0	14	.000
Not Competing for Championship						
Xavier	4	0	1.000	9	8	.529
Dayton	2	2	.500	9	10	.474

1929-30

School	-----OAC-----			----Overall----		
	W	L	Pct.	W	L	Pct.
1. Wooster	11	2	.846	12	2	.857
2. Akron	10	3	.769	11	3	.786
3. Heidelberg	5	2	.714	9	3	.750
4. Muskingum	7	4	.636	8	9	.471
5. Hiram	6	5	.545	6	6	.500
6. Mount Union	7	6	.538	11	9	.550
7. Baldwin-Wallace	7	7	.500	8	7	.533
8. Kenyon	6	7	.462	10	9	.526
9. Capital	5	7	.417	10	8	.556
10. Oberlin	4	6	.400	6	9	.400
11. Otterbein	5	8	.385	5	9	.357
12. Western Reserve	4	7	.364	5	8	.385
13. Ohio Northern	2	5	.286	5	9	.357
14. Case	3	9	.250	3	9	.250
Marietta	2	6	.250	3	10	.231
Not Competing for Championship						
Xavier	2	2	.500	8	8	.500
Dayton	1	1	.500	4	14	.222

1930-31

School	-----OAC-----			----Overall----		
	W	L	Pct.	W	L	Pct.
1. Mount Union	12	1	.923	19	3	.864
2. Wooster	10	2	.833	16	2	.889
3. Muskingum	11	3	.786	14	6	.700
4. Capital	5	4	.556	9	6	.600
5. Western Reserve	4	3	.571	11	11	.500
Ohio Northern	4	4	.500	7	8	.467
7. Hiram	4	4	.500	7	6	.538
Marietta	3	3	.500	7	7	.500
9. Case	4	8	.333	5	10	.333
10. Akron	3	9	.250	4	9	.308
Otterbein	3	8	.273	4	10	.286
12. Baldwin-Wallace	2	7	.222	7	7	.500
13. Oberlin	1	6	.143	5	9	.357
14. Kenyon	0	7	.000	1	10	.091
Not Competing for Championship						
Heidelberg	4	0	1.000	11	2	.846
Xavier	3	0	1.000	10	3	.769
Dayton	0	4	.000	2	15	.118

1931-32

School	-----OAC-----			----Overall----		
	W	L	Pct.	W	L	Pct.
1. Mount Union	12	0	1.000	16	1	.941
2. Marietta	7	1	.875	11	14	.440
3. Ohio Northern	9	3	.750	11	5	.688
4. Wooster	8	5	.615	10	7	.588
5. Western Reserve	3	2	.600	11	6	.647
6. Heidelberg	5	5	.500	10	6	.625
Otterbein	5	5	.500	7	5	.583
Case	6	6	.500	7	6	.538
Akron	7	7	.500	8	7	.533
10. Muskingum	6	8	.429	9	10	.474
11. Ashland	5	7	.417	7	9	.438
12. Baldwin-Wallace	4	6	.400	9	6	.600
Hiram	4	6	.400	10	7	.588
Oberlin	4	6	.400	6	8	.429
15. Kenyon	1	10	.091	3	11	.214
Capital	1	10	.091	1	11	.083
Not Competing for Championship						
Xavier	2	0	1.000	10	3	.769
Dayton	0	2	.000	3	12	.200

1932-33

School	-----OAC-----			----Overall----		
	W	L	Pct.	W	L	Pct.
1. Otterbein	11	0	1.000	12	0	1.000
2. Mount Union	10	2	.833	11	4	.733
3. Akron	10	3	.769	11	3	.786
Wooster	10	3	.769	12	4	.750
5. Ohio Northern	7	3	.700	8	5	.615
6. Ashland	9	4	.692	11	4	.733
7. John Carroll	5	5	.500	9	6	.600
8. Heidelberg	6	7	.462	7	7	.500
9. Muskingum	5	6	.455	6	9	.400
10. Case	4	5	.444	5	8	.385
11. Marietta	3	4	.429	6	7	.462
12. Hiram	4	8	.333	4	10	.286
13. Toledo	3	7	.300	3	13	.188
14. Oberlin	2	5	.286	5	9	.357
15. Kent	3	10	.231	4	11	.267
Baldwin-Wallace	3	10	.231	3	12	.200
17. Kenyon	2	8	.200	2	8	.200
18. Capital	2	11	.154	2	11	.154
Not Competing for Championship						
Dayton	3	1	.750	7	7	.500
Xavier	0	0	.000	5	3	.625

1933-34

School	-----OAC-----			----Overall----		
	W	L	Pct.	W	L	Pct.
1. Akron	14	1	.933	15	1	.938
2. Mount Union	10	3	.769	11	4	.733
3. Baldwin-Wallace	10	4	.714	11	4	.733
4. Ashland	9	4	.692	11	5	.688
5. Wooster	10	5	.667	12	5	.706
Denison	4	2	.667	8	8	.500
7. Bowling Green	6	4	.600	10	5	.667
8. Otterbein	7	6	.538	7	6	.538
9. Oberlin	4	4	.500	4	9	.308
10. Heidelberg	6	7	.462	8	7	.533
11. Marietta	4	6	.400	6	9	.400
12. Capital	5	8	.385	5	8	.385
Muskingum	5	8	.385	5	8	.385
14. Case	3	5	.375	3	7	.300
15. Kenyon	4	7	.364	5	8	.385
16. Kent	5	9	.357	5	9	.357
17. Ohio Northern	4	9	.308	5	9	.357
18. Toledo	3	8	.273	6	9	.400
19. Hiram	0	10	.000	4	10	.286
John Carroll	0	8	.000	2	11	.154
Not Competing for Championship						
Dayton	5	0	1.000	8	7	.533
Xavier	0	0	.000	9	1	.900

All-Time Standings

1934-35

School	-----OAC-----			----Overall----		
	W	L	Pct.	W	L	Pct.
1. Baldwin-Wallace	9	2	.818	11	5	.688
2. Muskingum	12	3	.800	13	3	.813
Akron	12	3	.800	12	3	.800
Marietta	8	2	.800	9	4	.692
5. Toledo	10	3	.769	13	3	.813
Otterbein	10	3	.769	10	3	.769
7. Mount Union	11	4	.733	13	5	.722
8. Case	7	3	.700	9	4	.692
9. Ashland	9	5	.643	10	5	.667
10. Wittenberg	4	3	.571	6	12	.333
11. Capital	7	6	.538	8	6	.571
Kent	7	6	.538	8	6	.571
13. Bowling Green	5	8	.385	6	9	.400
14. Ohio Northern	4	8	.333	7	8	.467
15. Wooster	4	10	.286	4	12	.250
16. Oberlin	2	6	.250	4	8	.333
17. Heidelberg	3	11	.214	4	12	.250
18. Denison	2	9	.182	4	11	.267
19. Kenyon	2	10	.167	4	11	.267
Hiram	2	10	.167	2	13	.133
21. Findlay	0	5	.000	7	8	.467
John Carroll	0	11	.000	2	15	.118
Not Competing for Championship						
Dayton	1	0	1.000	4	11	.267
Xavier	0	0	.000	14	4	.778

1935-36

School	-----OAC-----			----Overall----		
	W	L	Pct.	W	L	Pct.
1. Marietta	12	1	.923	15	3	.833
2. Mount Union	11	2	.846	14	3	.824
3. Toledo	9	2	.818	12	4	.750
4. Wittenberg	9	3	.750	14	6	.700
5. Baldwin-Wallace	7	3	.700	9	6	.600
6. Otterbein	8	4	.667	11	4	.733
Findlay	8	4	.667	10	5	.667
Wooster	10	5	.667	10	7	.588
9. Muskingum	9	6	.600	11	7	.611
10. Akron	7	5	.583	8	6	.571
11. Capital	6	5	.545	9	6	.600
12. Case	5	5	.500	6	8	.429
13. Kent	6	7	.462	10	7	.588
14. Bowling Green	6	8	.429	7	8	.467
15. Kenyon	3	6	.333	7	11	.389
16. Ohio Northern	3	9	.250	3	11	.214
17. John Carroll	3	10	.231	4	14	.222
18. Oberlin	2	7	.222	4	11	.267
19. Heidelberg	2	12	.143	2	14	.125
20. Ashland	2	16	.111	2	17	.105
21. Denison	1	9	.100	5	10	.333
Not Competing for Championship						
Xavier	0	0	.000	8	7	.533

1936-37

School	-----OAC-----			----Overall----		
	W	L	Pct.	W	L	Pct.
1. Muskingum	14	1	.933	14	2	.875
2. Case	8	1	.889	11	3	.786
3. Toledo	4	1	.800	18	4	.818
4. Wooster	9	3	.750	12	5	.706
Otterbein	9	3	.750	11	5	.688
Wittenberg	9	3	.750	11	7	.611
7. Kent	9	4	.692	15	7	.682
8. Ohio Northern	8	4	.667	9	6	.600
9. Mount Union	7	5	.583	12	5	.706
10. Marietta	4	3	.571	6	8	.571
11. Kenyon	5	4	.556	8	5	.615
12. Denison	5	7	.417	8	10	.444
13. Findlay	5	8	.385	8	10	.444
14. Heidelberg	4	12	.250	5	12	.294
Bowling Green	3	9	.250	4	11	.267
Oberlin	2	6	.250	3	9	.250
17. Capital	3	11	.214	3	11	.214
18. John Carroll	2	8	.200	4	13	.235
19. Baldwin-Wallace	1	5	.167	5	10	.333
20. Ashland	0	13	.000	2	17	.105

1937-38

School	-----OAC-----			----Overall----		
	W	L	Pct.	W	L	Pct.
1. Wittenberg	11	0	1.000	19	6	.760
2. Wooster	13	1	.929	15	3	.833
3. Mount Union	13	2	.867	17	2	.895
4. Bowling Green	8	3	.727	16	4	.800
5. Capital	10	4	.714	10	4	.714
6. Case	6	3	.667	7	7	.500
7. Findlay	7	4	.636	10	9	.526
8. Marietta	4	4	.500	12	6	.667
Muskingum	6	6	.500	7	9	.438
10. Heidelberg	6	8	.429	8	8	.500
11. John Carroll	3	5	.375	5	9	.357
12. Kent	4	9	.308	10	13	.435
13. Denison	3	7	.300	6	10	.375
14. Baldwin-Wallace	2	6	.250	5	10	.333
Otterbein	3	9	.250	4	12	.250
16. Ashland	3	12	.200	3	13	.188
17. Oberlin	1	5	.167	3	9	.250
18. Ohio Northern	2	11	.154	3	12	.200
19. Kenyon	1	9	.100	3	10	.231
Not Competing for Championship						
Toledo	2	0	1.000	14	6	.700

1938-39

School	-----OAC-----			----Overall----		
	W	L	Pct.	W	L	Pct.
1. Wooster	17	0	1.000	19	2	.905
2. Wittenberg	11	1	.917	17	5	.773
3. Capital	9	5	.643	10	5	.667
4. Ohio Northern	8	5	.615	11	6	.647
5. Bowling Green	6	4	.600	12	7	.632
Case	6	4	.600	9	6	.600
John Carroll	6	4	.600	13	14	.481
Marietta	6	4	.600	10	11	.476
9. Ashland	7	5	.583	12	5	.706
10. Mount Union	7	7	.500	12	7	.632
Kent	7	7	.500	12	11	.522
12. Muskingum	6	8	.429	7	11	.389
13. Baldwin-Wallace	3	6	.333	3	15	.167
Findlay	4	8	.333	N/A		
15. Oberlin	2	5	.286	2	11	.154
16. Denison	3	8	.273	5	10	.333
17. Heidelberg	3	12	.200	6	13	.316
18. Otterbein	1	12	.077	1	13	.071
19. Kenyon	0	9	.000	0	14	.000
Not Competing for Championship						
Toledo	3	1	.750	17	10	.630

All-Time Standings

1939-40

School	-----OAC-----			----Overall----		
	W	L	Pct.	W	L	Pct.
1. Wooster	14	0	1.000	17	2	.895
2. Muskingum	11	2	.846	12	5	.706
3. Bowling Green	9	3	.750	16	5	.762
4. Wittenberg	9	5	.643	16	9	.640
5. Ohio Northern	8	6	.571	12	6	.667
6. John Carroll	5	4	.556	12	8	.600
Case	5	4	.556	5	8	.385
8. Capital	7	6	.538	7	7	.500
Otterbein	7	6	.538	8	9	.471
10. Mount Union	7	7	.500	10	12	.455
Ashland	5	5	.500	12	10	.545
12. Denison	7	8	.467	10	9	.526
13. Findlay	6	8	.429	13	8	.619
14. Kent	5	7	.417	13	10	.565
15. Oberlin	2	6	.250	4	11	.267
16. Heidelberg	4	13	.235	5	14	.263
17. Marietta	1	8	.111	4	13	.235
18. Baldwin-Wallace	1	9	.100	3	13	.188
19. Kenyon	0	10	.000	1	13	.071
Not Competing for Championship						
Toledo	4	0	1.000	24	6	.800

1940-41

School	-----OAC-----			----Overall----		
	W	L	Pct.	W	L	Pct.
1. Mount Union	8	1	.889	14	1	.933
2. Wooster	11	2	.846	15	4	.789
3. Ashland	8	3	.727	13	5	.722
4. Muskingum	9	4	.692	11	7	.611
5. Ohio Northern	8	4	.667	10	5	.667
Wittenberg	8	4	.667	11	11	.500
7. Denison	7	5	.583	11	8	.579
8. Bowling Green	8	7	.533	10	11	.476
9. Marietta	4	5	.444	7	13	.350
10. Oberlin	3	4	.429	6	7	.462
11. John Carroll	5	7	.417	8	13	.381
12. Otterbein	5	8	.385	9	12	.429
13. Case	3	5	.375	9	5	.643
14. Kent	4	7	.364	12	10	.545
15. Findlay	4	8	.333	8	11	.421
Baldwin-Wallace	3	6	.333	5	9	.357
17. Kenyon	2	5	.286	2	12	.143
18. Heidelberg	3	11	.214	5	11	.313
19. Capital	2	11	.154	2	14	.125
Not Competing for Championship						
Toledo	2	0	1.000	21	3	.875

1941-42

School	-----OAC-----			----Overall----		
	W	L	Pct.	W	L	Pct.
1. Mount Union	13	1	.929	17	1	.944
2. Capital	12	1	.923	14	1	.933
3. Wooster	11	1	.917	18	2	.900
4. Baldwin-Wallace	10	1	.909	13	5	.722
5. Muskingum	10	3	.769	14	6	.700
6. Ohio Northern	8	3	.727	13	3	.813
7. Wittenberg	9	5	.643	10	7	.588
8. Denison	6	5	.545	7	8	.467
9. John Carroll	5	6	.455	8	10	.444
10. Kent	7	9	.438	14	11	.560
11. Findlay	5	9	.357	11	11	.500
12. Kenyon	3	6	.333	8	7	.533
13. Bowling Green	5	11	.313	8	12	.400
Heidelberg	5	11	.313	6	14	.300
15. Oberlin	2	5	.286	7	8	.467
16. Otterbein	2	9	.182	5	11	.313
17. Marietta	1	11	.083	3	18	.143
18. Ashland	0	13	.000	2	16	.111
Case	0	7	.000	1	12	.077
Not Competing for Championship						
Toledo	3	0	1.000	23	5	.821

1942-43

School	-----OAC-----			----Overall----		
	W	L	Pct.	W	L	Pct.
1. Capital	10	2	.833	13	2	.867
Wooster	10	2	.833	12	4	.750
3. Baldwin-Wallace	9	3	.750	12	9	.571
4. Muskingum	8	3	.727	11	4	.733
Wittenberg	8	3	.727	11	4	.733
6. Ohio Northern	6	4	.600	9	6	.600
Kent	9	6	.600	12	12	.500
8. Otterbein	6	5	.545	12	5	.706
9. Mount Union	5	5	.500	10	5	.667
10. John Carroll	5	6	.455	8	9	.471
11. Heidelberg	5	11	.313	8	14	.364
12. Oberlin	2	5	.286	6	8	.429
Case	2	5	.286	4	6	.400
Kenyon	2	5	.286	2	5	.286
15. Marietta	1	4	.200	4	9	.308
16. Denison	2	9	.182	4	11	.267
17. Findlay	2	10	.167	10	15	.400
Ashland	2	10	.167	4	12	.250
Not Competing for Championship						
Toledo	4	0	1.000	22	4	.846

1943-44

School	-----OAC-----			----Overall----		
	W	L	Pct.	W	L	Pct.
1. Denison	9	0	1.000	18	2	.900
2. Wittenberg	5	1	.833	8	2	.800
3. Wooster	7	2	.778	8	4	.667
4. Baldwin-Wallace	5	2	.714	11	6	.647
5. Otterbein	5	3	.625	11	5	.688
6. Capital	3	3	.500	9	4	.692
7. Oberlin	2	3	.400	5	7	.417
8. Muskingum	2	5	.286	5	9	.357
9. Kenyon	1	3	.250	1	3	.250
10. Ohio Northern	2	8	.200	3	12	.200
11. Ashland	1	6	.143	5	9	.357
12. Case	0	5	.000	3	9	.250
Not Competing for Championship						
Toledo	0	1	.000	5	13	.278

1944-45

School	-----OAC-----			----Overall----		
	W	L	Pct.	W	L	Pct.
1. Akron	12	0	1.000	21	2	.913
2. Otterbein	11	1	.917	12	3	.800
3. Capital	8	2	.800	15	2	.882
Denison	4	1	.800	14	4	.778
5. Baldwin-Wallace	7	3	.700	12	5	.706
6. Wittenberg	6	4	.600	9	5	.643
Muskingum	6	4	.600	8	7	.533
8. Oberlin	4	6	.400	7	9	.438
9. Ashland	4	9	.308	9	13	.409
10. Wooster	2	9	.182	3	12	.200
11. Kent	1	5	.167	3	11	.214
12. Kenyon	1	9	.100	1	9	.100
13. Heidelberg	1	10	.091	2	11	.154
14. Case	0	6	.000	2	12	.143
Not Competing for Championship						
Toledo	2	0	1.000	9	4	.692

All-Time Standings

1945-46

School	-----OAC-----			----Overall----		
	W	L	Pct.	W	L	Pct.
1. Wittenberg	11	2	.846	13	2	.867
Akron	11	2	.846	19	5	.792
3. Otterbein	9	3	.750	11	3	.786
4. Capital	7	3	.700	13	3	.813
5. Baldwin-Wallace	9	4	.692	15	5	.750
6. Oberlin	8	4	.667	10	6	.625
7. Findlay	4	3	.571	15	5	.750
8. Ashland	8	7	.533	8	9	.471
9. Muskingum	9	8	.529	10	9	.526
Kent	9	8	.529	10	10	.500
11. Ohio Northern	4	4	.500	6	7	.462
12. Mount Union	3	5	.375	11	6	.647
13. Wooster	5	9	.357	6	12	.333
14. Heidelberg	4	12	.250	4	13	.235
15. Case	1	7	.125	1	13	.071
16. Denison	0	11	.000	1	18	.053
Kenyon	0	13	.000	0	18	.000
Not Competing for Championship						
Toledo	6	1	.857	20	7	.741
John Carroll	1	3	.250	4	11	.267
Marietta	0	0	.000	4	6	.400

1946-47

School	-----OAC-----			----Overall----		
	W	L	Pct.	W	L	Pct.
1. Capital	12	1	.923	16	2	.889
2. Findlay	6	2	.750	15	8	.652
Akron	9	3	.750	17	10	.630
4. Wooster	13	5	.722	17	6	.739
5. Muskingum	10	5	.667	11	9	.550
6. Wittenberg	6	4	.600	13	10	.565
Otterbein	6	4	.600	8	7	.533
8. Mount Union	10	7	.588	15	7	.682
9. Heidelberg	9	7	.563	11	7	.611
10. Kent	7	8	.467	13	11	.542
11. Kenyon	6	7	.462	9	8	.529
12. John Carroll	4	7	.364	9	11	.450
13. Ashland	5	10	.333	5	13	.278
14. Denison	3	8	.273	5	13	.278
15. Oberlin	2	7	.222	5	11	.313
16. Ohio Northern	1	10	.091	2	14	.125
17. Marietta	1	14	.067	5	18	.217
18. Case	0	12	.000	0	16	.000
Not Competing for Championship						
Baldwin-Wallace	12	1	.923	15	10	.600
Toledo	1	1	.500	18	6	.750

1947-48

School	-----OAC-----			----Overall----		
	W	L	Pct.	W	L	Pct.
1. Wooster	14	2	.875	18	2	.900
2. Ohio Wesleyan	9	2	.818	11	9	.550
3. Capital	10	3	.769	14	3	.824
4. Muskingum	13	5	.722	16	6	.727
5. Baldwin-Wallace	12	5	.706	18	7	.720
6. Kent	11	5	.688	15	8	.652
7. Mount Union	11	7	.611	16	8	.667
8. Akron	7	5	.583	15	9	.625
9. Marietta	5	4	.556	12	7	.632
10. Otterbein	7	7	.500	8	6	.571
11. Heidelberg	7	9	.438	12	10	.545
12. Findlay	3	5	.375	10	14	.417
13. John Carroll	4	7	.364	9	14	.391
14. Wittenberg	5	9	.357	7	11	.389
15. Kenyon	5	10	.333	10	12	.455
16. Ohio Northern	3	7	.300	7	11	.389
17. Oberlin	2	7	.222	6	12	.333
18. Ashland	1	11	.083	3	15	.167
19. Case	0	9	.000	3	13	.188
Denison	0	12	.000	3	14	.176
Not Competing for Championship						
Toledo	3	1	.750	21	5	.808

1948-49

School	-----OAC-----			----Overall----		
	W	L	Pct.	W	L	Pct.
1. Muskingum	15	3	.833	18	4	.818
2. Ohio Wesleyan	13	3	.813	17	9	.654
3. Kent	7	4	.636	20	8	.714
4. Otterbein	7	5	.583	11	6	.647
5. Ohio Northern	4	3	.571	14	7	.667
6. Akron	5	4	.556	16	6	.727
7. Kenyon	6	5	.545	12	6	.667
8. Marietta	5	5	.500	13	7	.650
Oberlin	3	3	.500	8	9	.471
10. Wooster	6	7	.462	13	8	.619
11. Capital	5	7	.417	10	7	.588
12. Mount Union	4	6	.400	14	8	.636
13. Wittenberg	4	7	.364	6	10	.375
14. Heidelberg	3	8	.273	9	9	.500
15. John Carroll	0	4	.000	7	16	.304
Denison	0	14	.000	2	15	.118
Not Competing for Championship						
Toledo	1	0	1.000	13	12	.520

1949-50

School	-----OAC-----			----Overall----		
	W	L	Pct.	W	L	Pct.
1. Oberlin	5	1	.833	15	3	.833
2. Akron	4	1	.800	16	9	.640
3. Heidelberg	8	3	.727	15	3	.833
4. Capital	9	4	.692	13	4	.765
5. Ohio Wesleyan	8	6	.571	12	12	.500
6. Kent	5	4	.556	18	5	.783
7. Wooster	6	5	.545	15	6	.714
8. Muskingum	7	6	.538	13	8	.619
9. Marietta	4	5	.444	14	7	.667
10. Mount Union	3	4	.429	14	7	.667
11. Otterbein	5	8	.385	7	10	.412
12. Wittenberg	4	7	.364	6	11	.353
13. Kenyon	3	7	.300	3	12	.200
14. Denison	3	13	.188	4	14	.222

1950-51

School	-----OAC-----			----Overall----		
	W	L	Pct.	W	L	Pct.
1. Muskingum	12	0	1.000	20	3	.870
2. Ohio Wesleyan	10	3	.769	12	10	.545
3. Wittenberg	8	4	.667	12	6	.667
4. Oberlin	4	3	.571	11	7	.611
5. Marietta	5	4	.556	13	8	.619
6. Heidelberg	8	7	.533	10	8	.556
7. Capital	4	7	.364	9	8	.529
8. Wooster	3	6	.333	14	7	.667
9. Mount Union	3	8	.273	12	11	.522
10. Otterbein	3	10	.231	4	11	.267
11. Akron	1	5	.167	3	20	.130
12. Denison	2	13	.133	6	15	.286
Not Competing for Championship						
Kent	7	0	1.000	18	8	.692

1951-52

School	-----OAC-----			----Overall----		
	W	L	Pct.	W	L	Pct.
1. Wooster	10	0	1.000	14	5	.737
2. Capital	12	3	.800	13	4	.765
3. Ohio Wesleyan	12	4	.750	16	9	.640
4. Muskingum	8	3	.727	9	8	.529
5. Wittenberg	10	5	.667	12	9	.571
6. Oberlin	6	4	.600	10	8	.556
7. Denison	8	9	.471	8	13	.381
8. Heidelberg	6	9	.400	9	9	.500
9. Mount Union	4	7	.364	6	16	.273
10. Marietta	2	5	.286	6	12	.333
11. Otterbein	3	9	.250	4	11	.267
12. Akron	2	7	.222	4	20	.167
13. Kenyon	2	10	.167	3	12	.200
14. Hiram	0	10	.000	0	19	.000

All-Time Standings

1952-53

School	-----OAC-----			----Overall----		
	W	L	Pct.	W	L	Pct.
1. Akron	10	1	.909	17	7	.708
2. Ohio Wesleyan	12	4	.750	15	7	.682
3. Wooster	7	3	.700	14	7	.667
Mount Union	7	3	.700	12	8	.600
5. Capital	10	5	.667	12	6	.667
Marietta	6	3	.667	10	10	.500
7. Heidelberg	8	5	.615	11	7	.611
8. Denison	8	8	.500	9	12	.429
9. Muskingum	5	6	.455	7	11	.389
10. Wittenberg	5	8	.385	11	10	.524
11. Otterbein	4	10	.286	7	11	.389
12. Oberlin	2	8	.200	5	13	.278
13. Kenyon	2	10	.167	3	13	.188
14. Hiram	0	12	.000	1	17	.056

1956-57

School	-----OAC-----			----Overall----		
	W	L	Pct.	W	L	Pct.
1. Capital	14	3	.824	14	6	.700
2. Denison	13	3	.813	16	5	.762
3. Wittenberg	10	3	.769	15	6	.714
4. Akron	9	3	.750	18	7	.720
5. Mount Union	10	4	.714	16	9	.640
6. Muskingum	8	5	.615	14	8	.636
Wooster	8	5	.615	13	9	.591
8. Marietta	5	6	.455	8	12	.400
9. Heidelberg	6	8	.429	9	10	.474
10. Ohio Wesleyan	6	11	.353	8	14	.364
11. Oberlin	3	7	.300	10	7	.588
12. Kenyon	2	12	.143	3	14	.176
13. Otterbein	2	15	.118	2	15	.118
14. Hiram	0	11	.000	3	15	.167

1953-54

School	-----OAC-----			----Overall----		
	W	L	Pct.	W	L	Pct.
1. Marietta	11	0	1.000	20	1	.952
2. Wooster	12	2	.857	15	7	.682
3. Otterbein	11	3	.786	12	6	.667
4. Denison	9	4	.692	12	8	.600
5. Mount Union	9	5	.643	14	8	.636
6. Akron	7	4	.636	10	11	.476
7. Muskingum	7	5	.583	8	13	.381
8. Wittenberg	7	7	.500	10	13	.435
9. Capital	5	10	.333	6	12	.333
Hiram	4	8	.333	6	12	.333
11. Ohio Wesleyan	5	11	.313	7	17	.292
12. Kenyon	2	11	.154	4	12	.250
13. Heidelberg	2	12	.143	3	15	.167
14. Oberlin	1	10	.091	2	15	.118

1957-58

School	-----OAC-----			----Overall----		
	W	L	Pct.	W	L	Pct.
1. Akron	12	0	1.000	20	6	.769
2. Wittenberg	14	1	.933	19	3	.864
3. Wooster	9	3	.750	16	4	.800
4. Capital	11	6	.647	13	8	.619
5. Mount Union	7	4	.636	13	6	.684
6. Muskingum	8	5	.615	13	7	.650
7. Oberlin	6	5	.545	12	6	.667
8. Denison	7	8	.467	9	10	.474
9. Heidelberg	5	9	.357	7	13	.350
10. Otterbein	6	12	.333	6	12	.333
11. Marietta	3	8	.273	6	14	.300
12. Ohio Wesleyan	4	12	.250	6	16	.273
13. Hiram	1	10	.091	4	16	.200
14. Kenyon	1	11	.083	2	16	.111

1954-55

School	-----OAC-----			----Overall----		
	W	L	Pct.	W	L	Pct.
1. Marietta	11	0	1.000	20	4	.833
2. Wooster	12	3	.800	18	4	.818
3. Mount Union	10	3	.769	13	7	.650
4. Denison	11	4	.733	13	8	.619
5. Akron	9	4	.692	17	5	.773
6. Capital	10	8	.556	12	9	.571
7. Heidelberg	8	7	.533	11	8	.579
8. Otterbein	7	10	.412	9	12	.429
9. Ohio Wesleyan	7	11	.389	7	14	.333
10. Wittenberg	5	9	.357	5	14	.263
11. Kenyon	4	8	.333	9	8	.529
12. Muskingum	3	12	.200	5	16	.238
13. Hiram	2	10	.167	4	14	.222
14. Oberlin	0	10	.000	3	16	.158

1958-59

School	-----OAC-----			----Overall----		
	W	L	Pct.	W	L	Pct.
1. Wittenberg	13	1	.929	19	3	.864
2. Akron	10	1	.909	21	2	.913
3. Capital	14	4	.778	16	4	.800
4. Oberlin	7	4	.636	12	7	.632
5. Denison	10	6	.625	13	9	.591
6. Muskingum	8	5	.615	12	7	.632
7. Wooster	7	5	.583	15	7	.682
8. Ohio Wesleyan	9	8	.529	11	11	.500
9. Mount Union	5	7	.417	11	11	.500
10. Marietta	4	6	.400	8	13	.381
11. Heidelberg	5	9	.357	7	15	.318
12. Hiram	2	11	.154	5	14	.263
13. Otterbein	2	17	.105	2	17	.105
14. Kenyon	0	14	.000	2	16	.111

1955-56

School	-----OAC-----			----Overall----		
	W	L	Pct.	W	L	Pct.
1. Akron	11	1	.917	18	5	.783
2. Denison	12	4	.750	14	6	.700
3. Mount Union	9	4	.692	14	5	.737
4. Muskingum	8	5	.615	14	6	.700
5. Marietta	6	5	.545	10	10	.500
6. Wittenberg	7	6	.538	8	12	.400
7. Heidelberg	8	8	.500	9	11	.450
8. Wooster	7	8	.467	10	11	.476
9. Oberlin	5	6	.455	7	11	.389
10. Capital	8	10	.444	9	11	.450
11. Kenyon	5	8	.385	6	12	.333
12. Otterbein	6	11	.353	6	12	.333
13. Ohio Wesleyan	6	12	.333	7	15	.318
14. Hiram	1	11	.083	4	13	.235

1959-60

School	-----OAC-----			----Overall----		
	W	L	Pct.	W	L	Pct.
1. Wittenberg	12	0	1.000	22	2	.917
2. Muskingum	11	2	.846	15	5	.750
3. Akron	8	3	.727	17	8	.680
4. Oberlin	7	3	.700	14	4	.778
5. Capital	11	5	.688	14	7	.667
6. Wooster	8	4	.667	16	9	.640
7. Ohio Wesleyan	8	8	.500	10	12	.455
8. Mount Union	6	7	.462	13	12	.520
9. Marietta	4	6	.400	10	12	.455
10. Denison	4	9	.308	6	13	.316
11. Heidelberg	3	9	.250	6	14	.300
12. Otterbein	4	13	.235	5	16	.238
13. Kenyon	3	10	.231	5	16	.238
14. Hiram	1	11	.083	6	15	.286

All-Time Standings

1960-61

School	-----OAC-----			----Overall----		
	W	L	Pct.	W	L	Pct.
1. Wittenberg	10	0	1.000	25	4	.862
2. Capital	13	3	.813	19	5	.792
3. Wooster	9	3	.750	18	6	.750
Akron	9	3	.750	18	7	.720
5. Ohio Wesleyan	12	5	.706	15	8	.652
6. Marietta	7	4	.636	10	11	.476
7. Otterbein	7	8	.467	9	12	.429
8. Kenyon	6	7	.462	11	8	.579
9. Heidelberg	5	7	.417	8	13	.381
10. Oberlin	4	6	.400	11	7	.611
11. Mount Union	4	9	.308	7	15	.318
12. Denison	3	11	.214	5	14	.263
13. Muskingum	1	11	.083	4	18	.182
14. Hiram	0	13	.000	4	17	.190

1964-65

School	-----OAC-----			----Overall----		
	W	L	Pct.	W	L	Pct.
1. Wittenberg	12	2	.857	17	5	.773
Akron	12	2	.857	21	7	.750
3. Ohio Wesleyan	10	4	.714	15	8	.652
4. Hiram	9	5	.643	15	7	.682
Wooster	9	5	.643	14	10	.583
Muskingum	9	5	.643	11	12	.478
7. Otterbein	8	6	.571	16	9	.640
8. Marietta	7	7	.500	13	8	.619
Mount Union	7	7	.500	11	11	.500
Capital	7	7	.500	10	11	.476
11. Baldwin Wallace	4	10	.286	9	16	.360
Denison	4	10	.286	5	15	.250
13. Oberlin	3	11	.214	7	12	.368
14. Heidelberg	2	12	.142	3	20	.130
Kenyon	2	12	.142	4	18	.182

1961-62

School	-----OAC-----			----Overall----		
	W	L	Pct.	W	L	Pct.
1. Ohio Wesleyan	15	1	.938	21	3	.875
2. Wittenberg	10	2	.833	21	5	.808
3. Baldwin-Wallace	6	2	.750	15	13	.536
4. Akron	10	4	.714	18	6	.750
5. Muskingum	9	4	.692	13	9	.591
6. Kenyon	8	6	.571	13	9	.591
7. Marietta	6	5	.545	12	8	.600
8. Denison	8	7	.533	11	10	.524
9. Oberlin	5	5	.500	9	10	.474
10. Capital	7	8	.467	9	12	.429
11. Hiram	3	9	.250	7	13	.350
12. Mount Union	3	11	.214	7	15	.318
Heidelberg	3	11	.214	5	17	.227
14. Otterbein	3	12	.200	4	16	.200
15. Wooster	2	11	.154	5	17	.227

1965-66

School	-----OAC-----			----Overall----		
	W	L	Pct.	W	L	Pct.
1. Akron	11	2	.846	24	4	.857
Mount Union	11	2	.846	18	3	.855
3. Otterbein	11	3	.786	20	5	.800
4. Wooster	10	4	.714	15	8	.652
5. Denison	8	5	.615	11	7	.611
6. Marietta	8	6	.571	15	10	.600
Baldwin-Wallace	8	6	.571	12	13	.480
8. Wittenberg	7	7	.500	12	11	.522
9. Kenyon	5	8	.385	10	11	.476
10. Oberlin	5	9	.357	10	10	.500
Heidelberg	5	9	.357	7	12	.368
Muskingum	5	9	.357	6	14	.300
13. Hiram	4	10	.285	10	13	.435
Ohio Wesleyan	4	10	.285	7	14	.333
15. Capital	1	13	.071	2	18	.100

1962-63

School	-----OAC-----			----Overall----		
	W	L	Pct.	W	L	Pct.
1. Wittenberg	14	0	1.000	26	2	.929
2. Ohio Wesleyan	13	1	.929	18	6	.750
3. Akron	12	2	.857	22	3	.880
4. Hiram	9	5	.643	17	6	.739
Baldwin-Wallace	9	5	.643	14	12	.538
6. Denison	7	7	.500	11	9	.550
Muskingum	7	7	.500	10	10	.500
8. Wooster	6	8	.429	10	11	.476
Heidelberg	6	8	.429	8	13	.381
Mount Union	6	8	.429	8	14	.364
11. Capital	5	9	.357	7	11	.389
Marietta	5	9	.357	8	21	.276
13. Oberlin	3	11	.214	6	13	.316
Kenyon	3	11	.214	5	14	.263
15. Otterbein	0	14	.000	2	16	.111

1966-67

School	-----OAC-----			----Overall----		
	W	L	Pct.	W	L	Pct.
1. Wittenberg	12	1	.923	17	7	.708
2. Baldwin-Wallace	11	2	.882	22	9	.709
3. Kenyon	10	3	.769	16	6	.727
Otterbein	9	4	.692	19	6	.760
5. Denison	8	5	.615	11	7	.611
6. Marietta	7	5	.583	13	8	.620
7. Ohio Wesleyan	6	7	.462	9	13	.409
8. Capital	5	8	.385	7	14	.333
9. Oberlin	4	8	.333	9	11	.450
10. Wooster	4	9	.308	9	15	.375
Mount Union	4	9	.308	9	15	.375
Hiram	4	9	.308	8	15	.348
13. Muskingum	3	10	.231	6	15	.286
Heidelberg	3	10	.231	3	18	.143

1963-64

School	-----OAC-----			----Overall----		
	W	L	Pct.	W	L	Pct.
1. Wittenberg	13	1	.928	18	5	.783
2. Ohio Wesleyan	12	2	.857	17	6	.739
3. Akron	11	3	.785	24	7	.774
Otterbein	11	3	.785	16	5	.762
5. Wooster	9	5	.642	18	8	.692
6. Denison	8	6	.571	14	9	.609
7. Muskingum	7	7	.500	7	13	.350
Capital	7	7	.500	11	11	.500
9. Baldwin-Wallace	6	8	.429	10	13	.435
Marietta	6	8	.429	9	12	.429
Mount Union	6	8	.429	9	13	.409
12. Hiram	3	11	.214	7	14	.333
Kenyon	3	11	.214	4	17	.190
14. Heidelberg	2	12	.142	5	13	.278
Oberlin	2	12	.142	5	13	.278

1967-68

School	-----OAC-----			----Overall----		
	W	L	Pct.	W	L	Pct.
1. Denison	11	2	.846	18	5	.783
Baldwin-Wallace	11	2	.846	19	9	.679
3. Kenyon	10	2	.833	23	5	.821
4. Otterbein	9	3	.750	13	8	.619
5. Wooster	8	4	.667	14	8	.636
6. Wittenberg	8	5	.615	13	13	.500
7. Marietta	6	6	.500	8	12	.400
8. Heidelberg	5	7	.417	11	9	.550
9. Ohio Wesleyan	5	8	.384	9	14	.391
10. Hiram	4	9	.308	9	13	.409
11. Oberlin	3	9	.250	7	11	.389
12. Capital	3	10	.231	6	16	.272
Muskingum	3	10	.231	3	16	.158
14. Mount Union	2	11	.182	6	17	.261

All-Time Standings

1968-69

School	-----OAC-----			----Overall----		
	W	L	Pct.	W	L	Pct.
1. Wittenberg	11	2	.846	19	6	.760
Baldwin-Wallace	11	2	.846	17	10	.629
3. Capital	9	4	.692	14	9	.609
4. Wooster	6	4	.600	11	12	.474
5. Kenyon	7	5	.583	12	14	.461
6. Muskingum	6	5	.545	14	7	.667
Marietta	6	5	.545	14	8	.636
8. Otterbein	6	6	.500	9	11	.450
9. Ohio Wesleyan	4	7	.364	6	16	.273
10. Oberlin	4	8	.333	10	11	.476
Heidelberg	4	8	.333	7	13	.350
12. Hiram	4	9	.307	9	13	.409
13. Denison	3	9	.250	8	12	.400
14. Mount Union	3	10	.231	7	14	.333

1969-70

School	-----OAC-----			----Overall----		
	W	L	Pct.	W	L	Pct.
1. Capital	13	0	1.000	20	4	.833
2. Wittenberg	11	2	.846	20	6	.769
3. Kenyon	9	3	.750	12	11	.522
4. Otterbein	8	4	.667	14	7	.667
5. Muskingum	7	5	.583	13	10	.565
6. Marietta	6	5	.545	13	8	.620
7. Oberlin	6	6	.500	16	6	.727
8. Wooster	5	6	.454	14	11	.560
9. Denison	5	7	.417	12	9	.571
10. Baldwin-Wallace	4	9	.308	7	18	.280
Mount Union	4	9	.308	8	11	.421
12. Heidelberg	3	9	.250	10	12	.455
13. Ohio Wesleyan	2	9	.191	5	13	.267
14. Hiram	2	11	.154	5	17	.227

1970-71

School	-----OAC-----			----Overall----		
	W	L	Pct.	W	L	Pct.
1. Wooster	12	0	1.000	23	3	.885
2. Otterbein	11	2	.846	18	4	.818
3. Capital	10	2	.833	21	4	.840
Wittenberg	10	2	.833	17	7	.708
5. Mount Union	7	6	.538	14	9	.609
6. Marietta	6	6	.500	13	10	.565
7. Baldwin-Wallace	6	7	.462	10	15	.400
8. Denison	5	8	.385	9	12	.425
9. Hiram	4	9	.308	11	15	.423
Kenyon	4	9	.308	9	14	.391
Heidelberg	4	9	.308	7	15	.319
12. Oberlin	3	9	.250	10	11	.455
Ohio Wesleyan	3	9	.250	9	13	.409
14. Muskingum	3	10	.231	6	16	.273

1971-72

School	-----OAC-----			----Overall----		
	W	L	Pct.	W	L	Pct.
1. Wittenberg	10	2	.833	17	10	.631
2. Capital	9	2	.818	20	4	.833
3. Otterbein	9	3	.750	16	8	.667
Wooster	9	3	.750	18	8	.692
5. Ohio Wesleyan	6	5	.545	11	12	.478
6. Muskingum	6	6	.500	11	12	.478
7. Mount Union	5	7	.417	13	11	.542
Kenyon	5	7	.417	13	15	.464
Baldwin-Wallace	5	7	.417	11	15	.423
10. Oberlin	4	7	.364	9	12	.429
Denison	4	8	.333	9	14	.391
12. Marietta	2	9	.222	6	17	.260
13. Heidelberg	2	10	.167	2	19	.095

1972-73

School	-----OAC-----			----Overall----		
	W	L	Pct.	W	L	Pct.
1. Capital	10	2	.833	22	5	.815
Muskingum	10	2	.833	19	4	.826
Otterbein	10	2	.833	19	6	.760
Wittenberg	10	2	.833	19	4	.826
5. Wooster	7	5	.583	19	10	.655
Mount Union	7	5	.583	13	12	.520
7. Marietta	5	6	.455	10	15	.400
8. Heidelberg	5	7	.417	9	13	.410
9. Baldwin-Wallace	4	8	.333	6	19	.240
10. Oberlin	3	8	.273	9	14	.391
11. Ohio Wesleyan	3	9	.250	5	16	.238
12. Denison	2	10	.166	10	14	.418
13. Kenyon	1	11	.077	4	20	.167

1973-74

School	-----OAC-----			----Overall----		
	W	L	Pct.	W	L	Pct.
1. Wittenberg	10	2	.833	22	4	.846
Muskingum	10	2	.833	16	6	.727
3. Ohio Northern	10	3	.769	18	7	.720
4. Capital	8	4	.667	16	7	.696
5. Mount Union	8	5	.615	17	9	.654
6. Marietta	7	5	.583	13	10	.565
7. Wooster	7	6	.538	13	10	.565
Heidelberg	7	6	.538	10	13	.435
9. Otterbein	6	6	.500	11	12	.478
10. Denison	5	8	.385	10	12	.455
11. Oberlin	3	8	.272	9	12	.429
12. Kenyon	3	9	.250	9	13	.409
13. Baldwin-Wallace	2	11	.154	4	19	.211
14. Ohio Wesleyan	1	12	.077	2	17	.105

1974-75

School	-----OAC-----			----Overall----		
	W	L	Pct.	W	L	Pct.
1. Marietta	11	2	.846	19	4	.826
2. Wittenberg	10	3	.769	20	8	.714
3. Capital	9	4	.692	19	6	.760
4. Denison	8	4	.667	16	6	.727
5. Muskingum	7	5	.583	14	9	.609
6. Heidelberg	7	6	.538	13	10	.565
Kenyon	7	6	.538	14	11	.560
8. Mount Union	6	6	.500	13	10	.565
9. Otterbein	6	7	.462	10	11	.476
10. Ohio Northern	4	8	.333	13	14	.481
Wooster	4	8	.333	10	13	.435
12. Oberlin	3	8	.273	13	11	.542
13. Baldwin-Wallace	3	10	.231	5	19	.208
14. Ohio Wesleyan	2	10	.167	4	17	.190

1975-76

School	-----OAC-----			----Overall----		
	W	L	Pct.	W	L	Pct.
1. Ohio Northern	9	3	.750	17	9	.654
2. Wooster	7	5	.583	14	12	.538
3. Heidelberg	6	6	.500	13	10	.565
Kenyon	6	6	.500	14	12	.538
5. Oberlin	5	7	.417	16	11	.593
Baldwin-Wallace	5	7	.417	8	15	.348
7. Mount Union	4	8	.333	7	14	.333

Northern Division				----Overall----		
School	-----OAC-----			W	L	Pct.
	W	L	Pct.	W	L	Pct.
1. Wittenberg	10	2	.833	24	5	.828
Otterbein	10	2	.833	21	6	.778
3. Muskingum	7	5	.583	15	9	.625
4. Capital	5	7	.417	16	12	.571
Denison	5	7	.417	10	13	.435
6. Marietta	4	8	.333	10	14	.417
7. Ohio Wesleyan	1	11	.083	4	19	.174

All-Time Standings

1976-77

Northern Division

School	-----OAC-----			----Overall----		
	W	L	Pct.	W	L	Pct.
1. Wooster	10	2	.833	20	7	.741
2. Baldwin-Wallace	7	5	.583	10	13	.435
3. Kenyon	6	6	.500	14	11	.560
Ohio Northern	6	6	.500	14	12	.538
Mount Union	6	6	.500	11	13	.458
6. Heidelberg	4	8	.333	13	14	.481
7. Oberlin	3	9	.250	11	13	.458

Southern Division

School	-----OAC-----			----Overall----		
	W	L	Pct.	W	L	Pct.
1. Wittenberg	10	2	.833	23	5	.821
2. Muskingum	9	3	.750	22	6	.786
3. Otterbein	7	5	.583	14	11	.560
4. Capital	5	7	.417	12	12	.500
Ohio Wesleyan	5	7	.417	12	12	.500
6. Marietta	3	9	.250	9	15	.375
Denison	3	9	.250	6	18	.250

Northern Division

School	-----OAC-----			----Overall----		
	W	L	Pct.	W	L	Pct.
1. Wooster	10	2	.833	21	6	.778
2. Baldwin-Wallace	7	5	.583	15	10	.600
Mount Union	7	5	.583	15	11	.577
4. Heidelberg	6	6	.500	13	12	.520
5. Ohio Northern	4	8	.333	12	13	.480
Oberlin	4	8	.333	9	14	.391
Kenyon	4	8	.333	9	15	.375

Southern Division

School	-----OAC-----			----Overall----		
	W	L	Pct.	W	L	Pct.
1. Wittenberg	9	3	.750	16	7	.696
2. Otterbein	8	4	.667	20	9	.690
Muskingum	8	4	.667	15	8	.652
4. Capital	7	5	.583	16	9	.640
5. Ohio Wesleyan	6	6	.500	15	11	.577
6. Marietta	3	9	.250	10	13	.435
7. Denison	1	11	.083	3	18	.143

Northern Division

School	-----OAC-----			----Overall----		
	W	L	Pct.	W	L	Pct.
1. Baldwin-Wallace	13	0	1.000	21	7	.750
2. Wooster	11	2	.846	22	6	.786
3. Wittenberg	10	3	.769	23	6	.793
4. Capital	9	4	.692	16	8	.667
5. Otterbein	8	5	.615	14	11	.560
Oberlin	8	5	.615	14	11	.560
7. Heidelberg	7	6	.538	16	12	.571
8. Marietta	5	8	.385	11	13	.458
9. Muskingum	5	8	.385	10	12	.455
10. Ohio Northern	4	9	.308	11	14	.440
Ohio Wesleyan	4	9	.308	9	15	.375
Mount Union	4	9	.308	8	17	.320
13. Kenyon	3	10	.231	7	17	.292
14. Denison	0	13	.000	0	21	.000

1979-80

-----OAC-----

School	-----OAC-----			----Overall----		
	W	L	Pct.	W	L	Pct.
1. Wittenberg	13	0	1.000	29	3	.906
2. Ohio Northern	11	2	.846	24	5	.828
3. Otterbein	10	3	.769	14	11	.560
4. Baldwin-Wallace	8	5	.615	14	12	.538
5. Muskingum	7	6	.538	14	13	.519
6. Marietta	6	7	.462	13	10	.565
Heidelberg	6	7	.462	14	13	.519
Oberlin	6	7	.462	11	11	.500
Wooster	6	7	.462	10	14	.417
Ohio Wesleyan	6	7	.462	10	15	.400
11. Capital	4	9	.308	11	12	.478
Kenyon	4	9	.308	10	13	.435
13. Mount Union	2	11	.154	10	15	.400
Denison	2	11	.154	7	16	.304

-----OAC-----

School	-----OAC-----			----Overall----		
	W	L	Pct.	W	L	Pct.
1. Otterbein	12	1	.923	23	9	.719
Wittenberg	12	1	.923	28	3	.903
3. Muskingum	10	3	.769	19	8	.704
4. Ohio Northern	9	4	.692	19	8	.704
5. Baldwin-Wallace	8	5	.615	22	6	.786
Ohio Wesleyan	8	5	.615	13	13	.500
7. Capital	7	6	.538	13	13	.500
Heidelberg	7	6	.538	17	9	.654
9. Kenyon	5	8	.385	10	16	.385
10. Marietta	4	9	.308	8	17	.320
11. Denison	3	10	.231	8	18	.308
Mount Union	3	10	.231	9	16	.360
Wooster	3	10	.231	10	14	.417
14. Oberlin	0	13	.000	1	25	.038

-----OAC-----

School	-----OAC-----			----Overall----		
	W	L	Pct.	W	L	Pct.
1. Ohio Northern	11	2	.846	22	7	.759
2. Otterbein	10	3	.769	18	7	.720
Wittenberg	10	3	.769	20	10	.667
4. Muskingum	9	4	.692	17	10	.630
5. Capital	8	5	.615	20	9	.690
Baldwin-Wallace	8	5	.615	17	9	.654
Ohio Wesleyan	8	5	.615	12	14	.462
8. Heidelberg	6	7	.461	18	11	.621
Wooster	6	7	.461	13	12	.520
10. Kenyon	5	8	.385	12	13	.480
Marietta	5	8	.385	10	15	.400
12. Mount Union	4	9	.308	10	14	.418
13. Denison	1	12	.077	5	19	.208
14. Oberlin	0	13	.000	1	24	.040

-----OAC-----

School	-----OAC-----			----Overall----		
	W	L	Pct.	W	L	Pct.
1. Capital	11	2	.846	22	7	.759
2. Wittenberg	10	3	.769	26	6	.813
Ohio Wesleyan	10	3	.769	14	13	.519
4. Muskingum	9	4	.692	19	9	.679
5. Ohio Northern	8	5	.615	18	8	.692
6. Heidelberg	7	6	.538	15	13	.540
Marietta	7	6	.538	13	13	.500
Wooster	7	6	.538	13	13	.500
Mount Union	7	6	.538	11	14	.440
10. Baldwin-Wallace	5	8	.385	11	14	.440
Otterbein	5	8	.385	7	17	.292
12. Kenyon	2	11	.154	5	20	.200
Oberlin	2	11	.154	5	21	.192
14. Denison	1	12	.077	4	20	.167

1982-83

1977-78



OAC



All-Time Standings

1983-84

School	----OAC----			----Overall----		
	W	L	Pct.	W	L	Pct.
1. Capital	11	2	.846	23	6	.793
2. Heidelberg	10	3	.769	24	7	.774
Otterbein	10	3	.769	19	8	.704
Wittenberg	10	3	.769	18	9	.667
5. Marietta	7	6	.538	16	10	.615
Ohio Northern	7	6	.538	16	10	.615
Muskingum	7	6	.538	15	10	.600
Ohio Wesleyan	7	6	.538	16	11	.593
9. Baldwin-Wallace	6	7	.462	12	13	.480
10. Denison	5	8	.385	12	14	.462
Oberlin	5	8	.385	12	15	.444
Wooster	5	18	.385	10	16	.385
13. Mount Union	1	12	.077	3	22	.120
14. Kenyon	0	13	.000	1	25	.039

1984-85

School	----OAC----			----Overall----		
	W	L	Pct.	W	L	Pct.
1. Wittenberg	14	2	.875	27	4	.871
Otterbein	14	2	.875	23	4	.852
3. Muskingum	10	6	.625	18	8	.692
4. Marietta	8	8	.500	15	11	.577
5. Capital	7	9	.438	11	14	.440
Heidelberg	7	9	.438	11	14	.440
Ohio Northern	7	9	.438	13	13	.500
8. Baldwin-Wallace	5	11	.313	11	16	.407
9. Mount Union	0	16	.000	2	23	.080

1985-86

School	----OAC----			----Overall----		
	W	L	Pct.	W	L	Pct.
1. Otterbein	16	0	1.000	28	3	.903
2. Wittenberg	13	3	.813	23	5	.821
3. Ohio Northern	10	6	.625	17	10	.630
4. Heidelberg	8	8	.500	15	11	.577
Muskingum	8	8	.500	15	12	.556
6. Capital	7	9	.438	10	15	.400
7. Marietta	6	10	.375	15	13	.536
8. Mount Union	3	13	.187	7	18	.280
9. Baldwin-Wallace	1	15	.063	8	19	.296

1986-87

School	----OAC----			----Overall----		
	W	L	Pct.	W	L	Pct.
1. Otterbein	14	2	.871	23	6	.793
2. Wittenberg	12	4	.750	25	8	.758
3. Capital	11	5	.688	15	12	.556
Muskingum	11	5	.688	16	11	.593
5. Ohio Northern	10	6	.625	14	12	.538
6. Mount Union	5	11	.312	12	14	.462
Marietta	5	11	.312	11	15	.423
8. Baldwin-Wallace	2	14	.125	9	18	.333
Heidelberg	2	14	.125	7	19	.269

1987-88

School	----OAC----			----Overall----		
	W	L	Pct.	W	L	Pct.
1. Ohio Northern	13	3	.813	21	9	.700
2. Muskingum	12	4	.750	21	9	.700
Wittenberg	12	4	.750	20	7	.741
4. Heidelberg	11	5	.688	19	8	.704
5. Capital	10	6	.625	18	8	.692
6. Mount Union	6	10	.375	12	14	.462
7. Marietta	4	12	.250	6	20	.231
Baldwin-Wallace	4	12	.250	10	16	.385
9. Otterbein	0	16	.000	1	26	.037

1988-89

School	----OAC----			----Overall----		
	W	L	Pct.	W	L	Pct.
1. Wittenberg	15	1	.938	27	3	.900
2. Capital	13	3	.813	21	7	.750
3. Otterbein	12	4	.750	20	10	.667
4. Heidelberg	9	7	.562	16	11	.593
5. Baldwin-Wallace	8	8	.500	14	12	.538
6. Muskingum	5	11	.313	11	15	.423
7. Mount Union	4	12	.250	12	14	.462
Ohio Northern	4	12	.250	7	19	.269
9. Marietta	2	14	.125	5	22	.185

1989-90

School	----OAC----			----Overall----		
	W	L	Pct.	W	L	Pct.
1. Otterbein	15	3	.833	20	9	.690
2. Heidelberg	14	4	.778	18	9	.667
3. Muskingum	13	5	.722	21	9	.700
4. Baldwin-Wallace	12	6	.667	18	9	.667
Capital	12	6	.667	15	11	.577
6. Ohio Northern	9	9	.500	12	14	.462
7. Hiram	5	13	.278	7	20	.259
Mount Union	5	13	.278	9	18	.333
9. John Carroll	3	15	.167	7	19	.269
10. Marietta	2	16	.111	4	22	.154

1990-91

School	----OAC----			----Overall----		
	W	L	Pct.	W	L	Pct.
1. Otterbein	16	2	.889	30	3	.909
2. Capital	13	5	.722	17	10	.630
3. Muskingum	12	6	.667	19	9	.679
Baldwin-Wallace	12	6	.667	17	10	.630
5. Heidelberg	10	8	.556	15	11	.577
6. Ohio Northern	7	11	.389	14	13	.519
Hiram	7	11	.389	8	17	.320
8. Marietta	6	12	.333	8	18	.308
9. Mount Union	4	14	.222	9	18	.333
10. John Carroll	3	15	.167	8	18	.308

1991-92

School	----OAC----			----Overall----		
	W	L	Pct.	W	L	Pct.
1. Otterbein	17	1	.944	27	4	.871
2. Capital	11	7	.611	15	12	.556
Muskingum	11	7	.611	17	9	.654
4. Hiram	10	8	.556	14	13	.519
5. Heidelberg	9	9	.500	12	14	.462
Baldwin-Wallace	9	9	.500	17	11	.607
Ohio Northern	9	9	.500	15	12	.556
8. John Carroll	6	12	.333	12	14	.462
9. Marietta	4	14	.222	7	20	.259
10. Mount Union	4	14	.222	6	19	.240

1992-93

School	----OAC----			----Overall----		
	W	L	Pct.	W	L	Pct.
1. Ohio Northern	17	1	.944	28	2	.933
2. Hiram	13	5	.722	17	8	.680
3. Capital	11	7	.611	15	10	.600
4. Otterbein	10	8	.556	19	10	.655
5. Muskingum	8	10	.444	11	14	.440
John Carroll	8	10	.444	12	14	.462
7. Heidelberg	7	11	.389	12	16	.429
Baldwin-Wallace	7	11	.389	13	13	.500
9. Mount Union	5	13	.278	9	16	.360
10. Marietta	4	14	.222	5	20	.200



All-Time Standings

1993-94

School	----OAC----			---Overall---		
	W	L	Pct.	W	L	Pct.
1. John Carroll	14	4	.778	18	8	.692
2. Baldwin-Wallace	13	5	.722	19	7	.731
3. Otterbein	12	6	.667	19	9	.679
4. Heidelberg	11	7	.611	16	11	.593
Hiram	11	7	.611	14	10	.583
6. Ohio Northern	10	8	.556	13	12	.520
7. Capital	7	11	.389	11	14	.440
8. Mount Union	5	13	.278	11	15	.423
Muskingum	5	13	.278	9	16	.360
10. Marietta	2	16	.111	6	20	.231

1998-99

School	----OAC----			---Overall---		
	W	L	Pct.	W	L	Pct.
1. Ohio Northern	16	2	.889	24	4	.857
2. John Carroll	14	4	.778	23	7	.767
3. Otterbein	12	6	.667	21	8	.724
4. Capital	10	8	.556	15	10	.600
5. Baldwin-Wallace	9	9	.500	13	13	.500
6. Muskingum	8	10	.444	15	11	.577
Heidelberg	8	10	.444	11	14	.440
8. Marietta	7	11	.389	11	14	.440
9. Mount Union	4	14	.222	10	16	.385
10. Hiram	2	16	.111	3	22	.120

1994-95

School	----OAC----			---Overall---		
	W	L	Pct.	W	L	Pct.
1. Ohio Northern	16	2	.889	22	6	.786
2. Baldwin-Wallace	13	5	.722	19	9	.679
3. Heidelberg	12	6	.667	17	11	.607
4. John Carroll	10	8	.556	13	12	.520
Otterbein	10	8	.556	15	11	.577
6. Capital	9	9	.500	14	11	.560
7. Muskingum	7	11	.389	13	14	.481
8. Mount Union	6	12	.333	11	15	.423
9. Marietta	4	14	.222	8	17	.320
10. Hiram	3	15	.167	6	19	.240

1999-00

School	----OAC----			---Overall---		
	W	L	Pct.	W	L	Pct.
1. Ohio Northern	11	5	.688	19	9	.679
Otterbein	11	5	.688	18	9	.667
3. Marietta	9	7	.562	17	8	.680
Muskingum	9	7	.562	15	10	.600
Baldwin-Wallace	9	7	.562	14	12	.538
6. John Carroll	8	8	.500	14	12	.538
7. Mount Union	6	10	.375	13	13	.500
Heidelberg	6	10	.375	11	14	.440
9. Capital	3	13	.188	7	18	.280

1995-96

School	----OAC----			---Overall---		
	W	L	Pct.	W	L	Pct.
1. John Carroll	14	4	.778	19	8	.704
2. Capital	13	5	.722	19	8	.704
3. Ohio Northern	12	6	.667	18	9	.667
4. Baldwin-Wallace	10	8	.556	16	12	.571
5. Mount Union	9	9	.500	13	12	.520
Otterbein	9	9	.500	12	13	.480
7. Marietta	8	10	.444	15	13	.536
8. Hiram	6	12	.333	9	16	.360
9. Muskingum	5	13	.278	10	17	.370
10. Heidelberg	4	14	.222	8	17	.320

2000-01

School	----OAC----			---Overall---		
	W	L	Pct.	W	L	Pct.
1. Ohio Northern	17	1	.944	27	4	.871
2. Mount Union	12	6	.667	15	10	.600
Baldwin-Wallace	12	6	.667	17	8	.680
4. Capital	11	7	.611	16	10	.615
5. Otterbein	9	9	.500	13	12	.520
6. John Carroll	8	10	.444	13	13	.500
7. Muskingum	7	11	.389	14	14	.500
8. Marietta	6	12	.333	11	14	.440
9. Heidelberg	5	13	.278	9	17	.346
10. Wilmington	3	15	.167	6	19	.240

1996-97

School	----OAC----			---Overall---		
	W	L	Pct.	W	L	Pct.
1. Mount Union	16	2	.889	25	5	.833
2. John Carroll	13	5	.722	20	7	.741
Ohio Northern	13	5	.722	19	8	.704
4. Marietta	11	7	.611	15	10	.600
5. Heidelberg	10	8	.556	14	12	.538
6. Baldwin-Wallace	8	10	.444	13	12	.520
Muskingum	8	10	.444	13	13	.500
8. Capital	6	12	.333	9	16	.360
9. Otterbein	3	15	.167	7	19	.269
10. Hiram	2	16	.111	4	21	.160

2001-02

School	----OAC----			---Overall---		
	W	L	Pct.	W	L	Pct.
1. Otterbein	15	3	.833	30	3	.909
2. Capital	14	4	.778	23	5	.821
3. Mount Union	12	6	.667	18	9	.667
Ohio Northern	12	6	.667	18	9	.692
5. John Carroll	10	8	.556	12	13	.480
6. Marietta	8	10	.444	13	13	.500
7. Muskingum	5	13	.278	10	16	.385
Heidelberg	5	13	.278	10	17	.370
Wilmington	5	13	.278	6	19	.240
10. Baldwin-Wallace	4	14	.222	7	19	.269

1997-98

School	----OAC----			---Overall---		
	W	L	Pct.	W	L	Pct.
1. John Carroll	15	3	.833	22	7	.759
2. Ohio Northern	14	4	.778	19	6	.760
3. Mount Union	11	7	.611	15	10	.600
4. Otterbein	10	8	.556	15	12	.556
Muskingum	10	8	.556	12	13	.480
6. Baldwin-Wallace	9	9	.500	17	11	.607
7. Marietta	8	10	.444	14	13	.519
Capital	8	10	.444	12	15	.444
9. Heidelberg	3	15	.167	5	20	.200
10. Hiram	2	16	.111	5	20	.200

2002-03

School	----OAC----			---Overall---		
	W	L	Pct.	W	L	Pct.
1. Capital	15	3	.833	22	6	.786
John Carroll	15	3	.833	22	7	.759
3. Mount Union	12	6	.667	18	9	.667
4. Otterbein	11	7	.611	15	11	.577
Ohio Northern	11	7	.611	14	13	.519
6. Baldwin-Wallace	9	9	.500	13	13	.500
7. Muskingum	6	12	.333	11	16	.407
8. Marietta	5	13	.278	10	17	.370
9. Heidelberg	4	14	.222	7	19	.269
10. Wilmington	2	16	.111	4	22	.154

All-Time Standings/Misc.

2003-04

School	-----OAC-----			----Overall----		
	W	L	Pct.	W	L	Pct.
1. John Carroll	14	4	.778	27	6	.818
2. Otterbein	13	5	.722	20	7	.740
Baldwin-Wallace	13	5	.722	18	8	.692
4. Ohio Northern	12	6	.667	19	8	.704
5. Capital	11	7	.611	17	9	.654
Mount Union	11	7	.611	18	10	.643
7. Muskingum	7	11	.389	12	15	.444
8. Marietta	5	13	.278	10	16	.385
9. Heidelberg	3	15	.167	6	21	.222
10. Wilmington	1	17	.056	1	25	.038

2004-05

School	-----OAC-----			----Overall----		
	W	L	Pct.	W	L	Pct.
1. John Carroll	14	4	.778	24	6	.800
2. Otterbein	12	6	.667	17	9	.654
Capital	12	6	.667	16	9	.640
4. Muskingum	11	7	.611	17	10	.630
Ohio Northern	11	7	.611	14	12	.538
6. Baldwin-Wallace	10	8	.556	20	9	.690
7. Mount Union	9	9	.500	14	13	.519
8. Wilmington	6	12	.333	10	16	.385
9. Heidelberg	4	14	.222	7	18	.280
10. Marietta	1	17	.056	3	22	.120

Surf the Web for OAC Basketball www.oac.org



**Weekly players of the week and team notes will be available on Monday evenings after 5 p.m.
Team and individual statistics,
will be available by 8 p.m.**

**Scores and standings are updated
by 10 a.m. on a daily basis during the week.**

Ohio Athletic Conference Basketball Tournament



February 22 - Quarterfinals
(Games at highest seed's site)

February 24 - Semifinals
(Games at highest remaining seed's site)
February 25 - Championship
(Same site as semifinals)



All-Time Composite OAC Records ... Winning Streaks

OAC Longest Winning Streaks

22 Games	Otterbein	1991-92
22 Games	Akron	1957-58 and 1958-59
21 Games	Marietta	1953-54
21 Games	Wittenberg	1962-63
21 Games	Wittenberg	1988-89
20 Games	Otterbein	1985-86
20 Games	Capital	1970-71 and 1971-72

The Undefeated

Did You know that six of the current 10 OAC members have had an undefeated OAC record during their membership in the OAC? Three times since the OAC started sponsoring basketball (1923-24), teams have gone the distance and remained undefeated in their overall record.

	<u>OAC</u>	<u>Overall</u>	<u>Season</u>
Baldwin-Wallace	13-0	21-7	1978-79
Capital	13-0	20-4	1969-70
Marietta	11-0	20-1	1953-54
	11-0	20-4	1954-55
Mount Union	11-0	11-0	1924-25
	8-0	10-0	1925-26
	12-0	16-1	1931-32
Muskingum	11-0	19-2	1926-27
	12-0	20-3	1950-51
Otterbein	11-0	12-0	1932-33
	16-0	28-3	1985-86

OAC School-by-School Consecutive Winning Seasons

Baldwin-Wallace

Longest Streak (Consecutive Winning Seasons):

Eight Years -- 1941-42 through 1962-63
(Did not compete 1946-47, 1948-49 through 1960-61)

Capital

Longest Streak (Consecutive Winning Seasons):

12 Years -- 1941-42 through 1952-53

Heidelberg

Longest Streak (Consecutive Winning Seasons):

Seven Years -- 1977-78 through 1983-84

John Carroll

Longest Streak (Consecutive Winning Seasons):

Seven Years -- 1993-94 through 2000-01

Marietta

Longest Streak (Consecutive Winning Seasons):

Four Years -- 1947-48 through 1950-51

Mount Union

Longest Streak (Consecutive Winning Seasons):

16 Years -- 1923-24 through 1938-39

Muskingum

Longest Streak (Consecutive Winning Seasons):

Nine Years -- 1979-80 through 1987-88

Ohio Northern

Longest Streak (Consecutive Winning Seasons):

14 Years -- 1990-91 through Present

Otterbein

Longest Streak (Consecutive Winning Seasons):

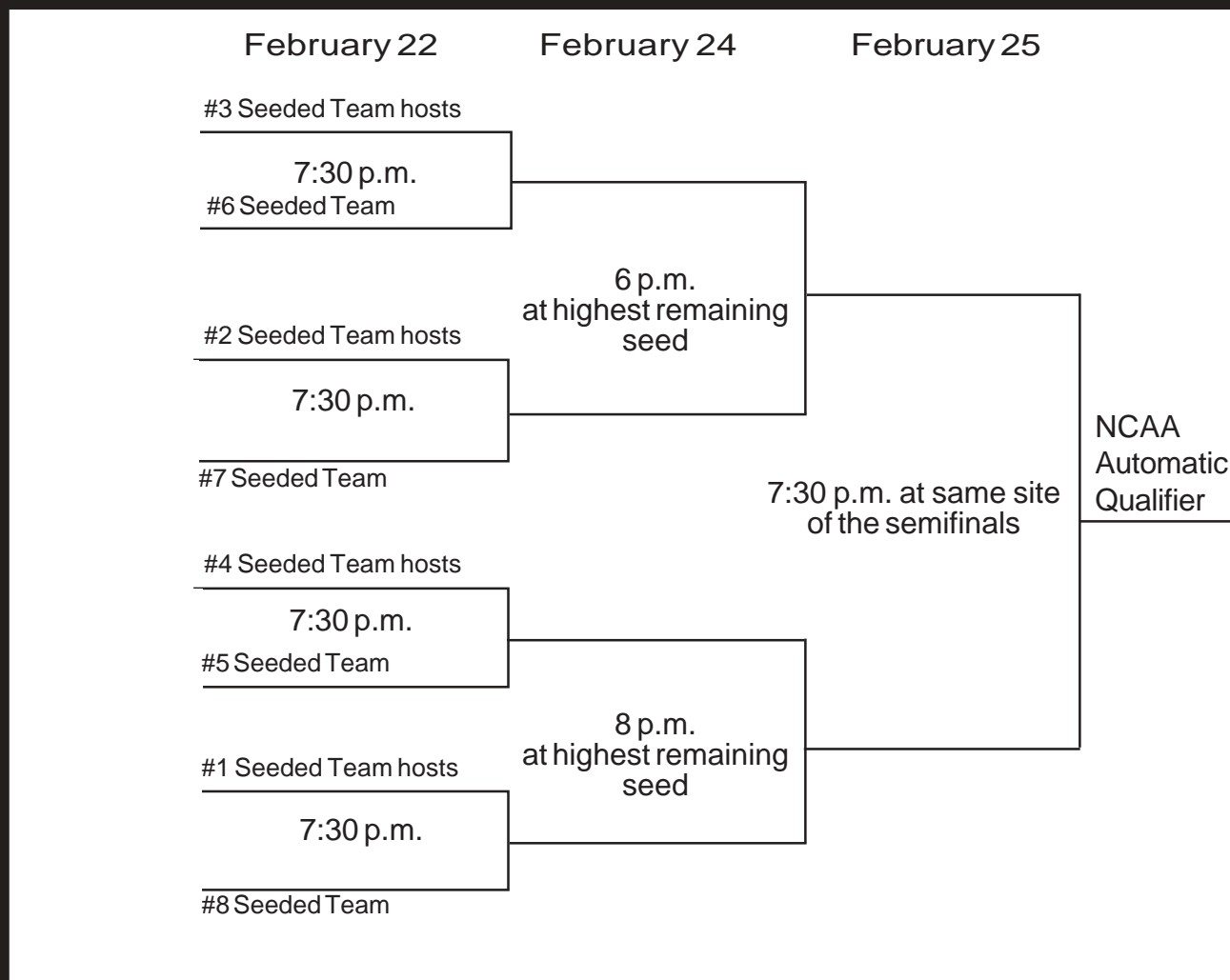
Seven Years -- 1942-43 through 1948-49
1975-76 through 1981-82
1988-89 through 1994-95

All-Time OAC Composite Records

School	Years	OAC			OVERALL			Winning Seasons
		W	L	Pct.	W	L	Pct.	
Baldwin-Wallace	68	476	460	.509	789	754	.511	36
Capital	99	647	477	.576	1144	769	.598	67
Heidelberg	80	455	688	.398	753	950	.442	30
John Carroll	16	169	117	.591	266	171	.609	11
Marietta	76	394	557	.414	754	916	.451	27
Mount Union	80	463	543	.460	958	813	.541	47
Muskingum	82	640	501	.561	1006	792	.560	48
Ohio Northern	57	442	325	.56	745	514	.592	38
Otterbein	82	638	512	.555	986	735	.573	46
Wilmington	5	17	73	.189	28	101	.217	NA

records include time when an institution was a member of the Ohio Athletic Conference

2005-06 OAC Men's Basketball Tournament Bracket



Previous OAC Tournament Champions

2005	Baldwin-Wallace	1989	Otterbein	1973	Wooster
2004	John Carroll	1988	Muskingum	1972	Wittenberg
2003	John Carroll	1987	Wittenberg	1971	Capital
2002	Otterbein	1986	Otterbein	1970	Oberlin
2001	Ohio Northern	1985	Wittenberg	1969	Wittenberg
2000	Ohio Northern	1984	Capital	1968	Denison
1999	Ohio Northern	1983	Wittenberg	1967	Baldwin-Wallace
1998	Baldwin-Wallace	1982	Wittenberg	1966	Akron
1997	Mount Union	1981	Wittenberg	1965	Akron
1996	Baldwin-Wallace	1980	Ohio Northern	1964	Akron
1995	Ohio Northern	1979	Wittenberg	1963	Wittenberg
1994	Otterbein	1978	Otterbein	1962	Wittenberg
1993	Otterbein	1977	Muskingum	1961	Wittenberg
1992	Otterbein	1976	Oberlin	1960	Wittenberg
1991	Otterbein	1975	Wittenberg	1949	Akron
1990	Muskingum	1974	Wittenberg		